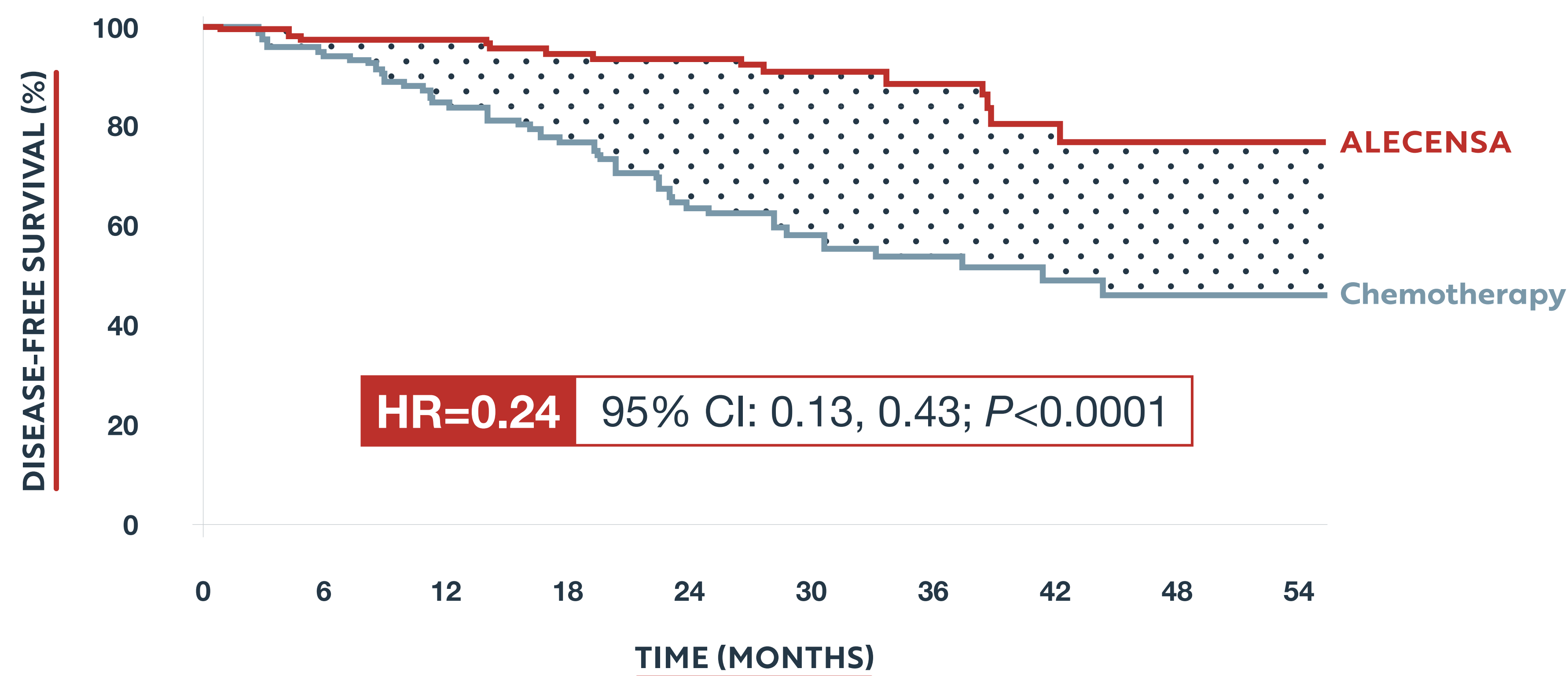


EXTEND DFS POST-RESECTION WITH THE FIRST AND ONLY ADJUVANT TREATMENT FOR ALK+ NSCLC¹

ALECENSA delivered superior DFS vs chemotherapy¹



No. of patients at risk

ALECENSA	130	123	123	118	74	55	39	22	10	3
Chemotherapy	127	112	98	89	55	41	27	18	11	2

Primary endpoint

76% REDUCTION IN THE RISK OF RELAPSE^a WITH **ALECENSA** VS **chemotherapy**

- In the ITT population (stage IB-III^a NSCLC), median DFS was **not reached** for ALECENSA (95% CI: NE, NE) vs **41.3 months** (95% CI: 28.5, NE) for chemotherapy (HR=0.24 [95% CI: 0.13, 0.43]; P<0.0001)¹
- **Median survival follow-up:** ALECENSA: 27.8 months; chemotherapy: 28.4 months²

SEE MORE DATA

See ALINA clinical trial design on page 3.

^aDefined as occurrence of any of the following: recurrence of disease, new primary NSCLC, or death from any cause.¹

^bPer UICC/AJCC Staging System, 7th edition.¹

AJCC=American Joint Committee on Cancer; ALK=anaplastic lymphoma kinase; CI=confidence interval; DFS=disease-free survival; HR=hazard ratio; ITT=intent-to-treat; NE=not estimable; NSCLC=non-small cell lung cancer; UICC=Union for International Cancer Control.

Indications

ALECENSA is a kinase inhibitor indicated for:

- adjuvant treatment in adult patients following tumor resection of anaplastic lymphoma kinase (ALK)-positive non-small cell lung cancer (NSCLC) (tumors ≥4 cm or node positive), as detected by an FDA-approved test
- treatment of adult patients with ALK-positive metastatic NSCLC as detected by an FDA-approved test

Select Important Safety Information

The Warnings and Precautions for ALECENSA include:

- Hepatotoxicity
- Interstitial Lung Disease (ILD)/Pneumonitis
- Renal Impairment
- Bradycardia
- Severe Myalgia and Creatine Phosphokinase (CPK) Elevation
- Hemolytic Anemia
- Embryo-Fetal Toxicity

Please see full [Prescribing Information](#) and additional Important Safety Information throughout this presentation.

Following surgery, risk of recurrence in ALK+ NSCLC remains high³⁻⁵



7 out of 10

patients with resectable NSCLC
experience recurrence

at 5 years post surgery^{3a}

PATIENTS WITH **ALK+ NSCLC** MAY FACE
A **GREATER RISK OF RECURRENCE**^{4,5}

AND **IMMUNOTHERAPY MAY NOT BE AN
APPROPRIATE OPTION** FOR THESE PATIENTS⁶

^aA retrospective observational study to determine the unmet needs of resected NSCLC patients (N=1761). Data were gathered from the Surveillance, Epidemiology, and End Results (SEER)-Medicare database (2007-2019) to identify patients with newly diagnosed early-stage NSCLC who received primary surgery. Forty-one percent of patients received adjuvant chemotherapy. At five years, 29% of patients remained disease-free.³

Ensure biomarker testing for patients with resectable NSCLC⁶



NCCN Clinical Practice Guidelines in Oncology (NCCN Guidelines[®]) recommend:

- Testing for *ALK* rearrangements, *EGFR* mutations, and PD-L1 expression in patients with resectable, early-stage NSCLC
- Using a targeted therapy, when available, instead of immunotherapy, in patients with certain oncogenic drivers

EGFR=epidermal growth factor receptor; PD-L1=programmed death-ligand 1.

Select Important Safety Information

Hepatotoxicity

- Hepatotoxicity occurred in 41% of 533 patients treated with ALECENSA and the incidence of Grade ≥ 3 hepatotoxicity was 8%. In the ALINA study, hepatotoxicity occurred in 61% of patients treated with ALECENSA and the incidence of Grade ≥ 3 hepatotoxicity was 4.7%. The majority (72% of 136 patients) of elevated transaminases occurred during the first 3 months of treatment. Treatment discontinuation due to hepatotoxicity occurred in 3.6% of patients who received ALECENSA in the pooled safety population and 1.6% of patients treated in the ALINA study

Please see full [Prescribing Information](#) and additional Important Safety Information throughout this presentation.

ABOUT
RESECTABLE
NSCLC

ALINA
CLINICAL
TRIAL

DOSING
AND ADMIN

FOR ALK+
mNSCLC

PATIENT
SUPPORT

SUMMARY

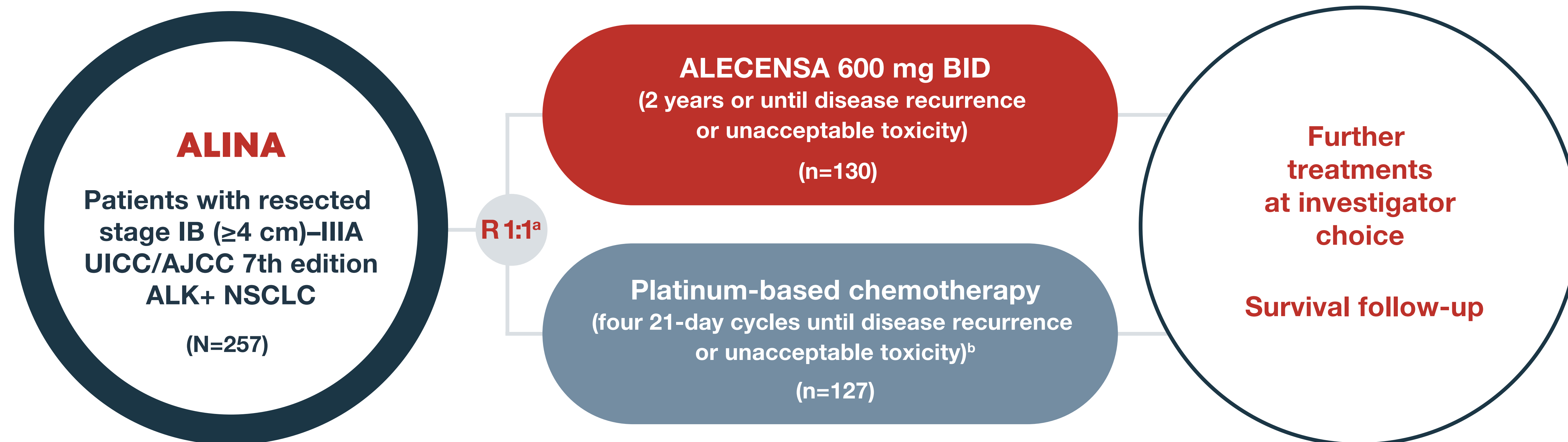
IMPORTANT
SAFETY
INFORMATION

RESOURCES



ALINA clinical trial design

A Phase III, randomized, multicenter, open-label trial in patients with resected stage IB-IIIa NSCLC^{1,2}



^aRandomization was stratified by race (Asian and other races) and stage of disease (IB, II, and IIIa). Stratification factors were applied to hazard ratio and *P*-value analysis (stratified by race in stage II-IIIa, stratified by race and stage in stage IB-IIIa).¹

^bUpon disease recurrence, patients in the chemotherapy arm were able to receive ALECENSA, at investigator's discretion.²

Key inclusion criteria^{2,7}

- Age ≥18 years
- Documented ALK+ via FDA-approved test
- ECOG PS 0-1
- Adequate end-organ function
- Eligible to receive platinum-based chemotherapy

Select endpoints^{1,2}

- **Primary:** Disease-free survival per investigator
- **Secondary:** Overall survival
- **Exploratory:** CNS disease-free survival

CNS=central nervous system; ECOG PS=Eastern Cooperative Oncology Group performance status.

Select Important Safety Information

Hepatotoxicity (cont'd)

- Monitor liver function tests including alanine transaminase (ALT), aspartate transaminase (AST), and total bilirubin every 2 weeks during the first 3 months of treatment, then once a month and as clinically indicated, with more frequent testing in patients who develop transaminase and bilirubin elevations. Based on the severity of the adverse drug reaction, withhold ALECENSA and resume at a reduced dose, or permanently discontinue ALECENSA

Please see full [Prescribing Information](#) and additional Important Safety Information throughout this presentation.

Baseline characteristics were balanced between treatment arms^{2,8}

Baseline characteristics	ALECENSA (n=130)	Chemotherapy (n=127)
Age, years		
Median	54	57
<65, n (%)	103 (79%)	93 (73%)
≥65, n (%)	27 (21%)	34 (27%)
Sex, n (%)		
Female	75 (58%)	59 (47%)
Male	55 (42%)	68 (53%)
Race, n (%)		
Asian	72 (55%)	71 (56%)
Black	1 (1%)	0
White	55 (42%)	52 (41%)
Unknown	2 (2%)	4 (3%)
Ethnicity, n (%)		
Hispanic/Latino	1 (1%)	0
Not Hispanic/Latino	127 (97%)	122 (96%)
Not stated	2 (2%)	2 (2%)
Unknown	0	3 (2%)

^aIncludes sleeve lobectomy (n=0), bilobectomy (n=2), and pneumonectomy (n=2).

^bIncludes sleeve lobectomy (n=1), bilobectomy (n=5), and pneumonectomy (n=4).

Baseline characteristics	ALECENSA (n=130)	Chemotherapy (n=127)
ECOG PS, n (%)		
0	72 (55%)	65 (51%)
1	58 (45%)	62 (49%)
Tobacco use, n (%)		
Current	5 (4%)	3 (2%)
Previous	41 (31%)	54 (43%)
Never	84 (65%)	70 (55%)
Initial diagnosis staging per AJCC 7th edition, n (%)		
Stage IB	14 (11%)	12 (9%)
Stage II	47 (36%)	45 (35%)
Stage IIIA	69 (53%)	70 (55%)
Histology, n (%)		
Squamous	6 (5%)	3 (2%)
Non-squamous	124 (95%)	124 (98%)
Surgical procedure, n (%)		
Lobectomy	126 (97%)	117 (92%)
Other	4 (3%) ^a	10 (8%) ^b
Regional lymph node stage, n (%)		
N0	21 (16%)	18 (14%)
N1	45 (35%)	43 (34%)
N2	64 (49%)	66 (52%)

Select Important Safety Information

Interstitial Lung Disease (ILD)/Pneumonitis

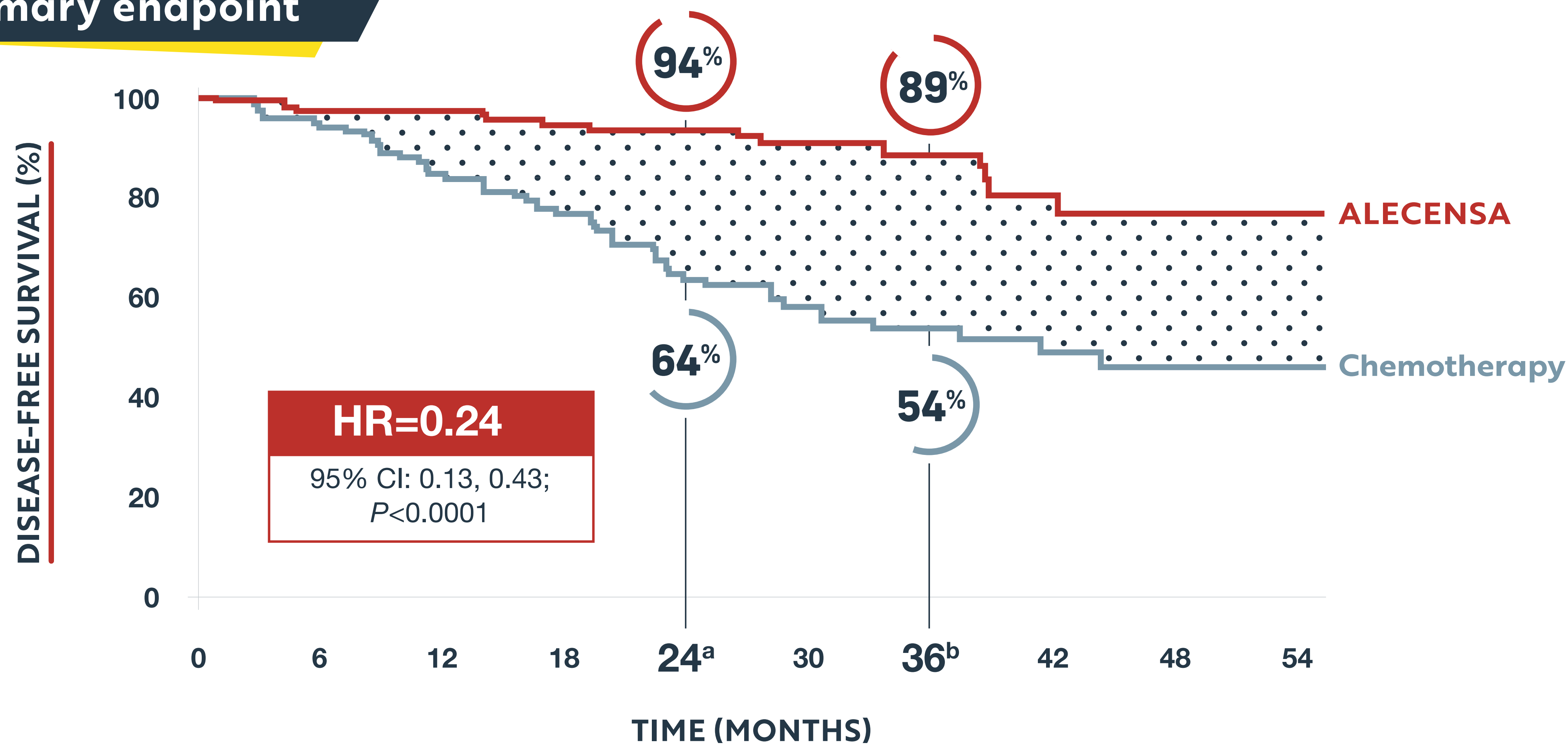
- ILD/pneumonitis occurred in 1.3% of 533 patients treated with ALECENSA with 0.4% of patients experiencing Grade 3 ILD/pneumonitis. Five patients (0.9%) discontinued ALECENSA due to ILD/pneumonitis

Please see full [Prescribing Information](#) and additional Important Safety Information throughout this presentation.

In resectable ALK+ NSCLC

ALECENSA delivered superior DFS vs chemotherapy^{1,2}

Primary endpoint



No. of patients at risk

	0	6	12	18	24 ^a	30	36 ^b	42	48	54
ALECENSA	130	123	123	118	74	55	39	22	10	3
Chemotherapy	127	112	98	89	55	41	27	18	11	2

^aALECENSA 95% CI: 89.4, 97.9; chemotherapy 95% CI: 54.6, 72.9.⁸

^bALECENSA 95% CI: 81.8, 95.6; chemotherapy 95% CI: 43.7, 64.2.⁸

- In the ITT population (stage IB-III^a NSCLC), median DFS was **not reached** for ALECENSA (95% CI: NE, NE) vs **41.3 months** (95% CI: 28.5, NE) for chemotherapy (HR=0.24 [95% CI: 0.13, 0.43]; P<0.0001)¹
- Median survival follow-up:** ALECENSA: 27.8 months; chemotherapy: 28.4 months²

DFS rate at 2 years^{2a}



Landmark analyses were not powered to demonstrate statistically significant differences and no conclusions can be drawn from these analyses. The 2- and 3-year DFS rates are considered prespecified exploratory endpoints.

^cPer UICC/AJCC Staging System, 7th edition.¹

Secondary endpoint

- Overall survival (OS) data were not mature at the time of DFS analysis with 2.3% of deaths reported overall¹

Select Important Safety Information

Interstitial Lung Disease (ILD)/Pneumonitis (cont'd)

- Promptly investigate for ILD/pneumonitis in any patient who presents with worsening of respiratory symptoms indicative of ILD/pneumonitis (eg, dyspnea, cough, and fever)
- Immediately withhold ALECENSA treatment in patients diagnosed with ILD/pneumonitis and permanently discontinue ALECENSA if no other potential causes of ILD/pneumonitis have been identified

Please see full [Prescribing Information](#) and additional Important Safety Information throughout this presentation.

ABOUT
RESECTABLE
NSCLC

ALINA
CLINICAL
TRIAL

DOSING
AND ADMIN

FOR ALK+
mNSCLC

PATIENT
SUPPORT

SUMMARY

IMPORTANT
SAFETY
INFORMATION

RESOURCES

ALECENSA[®]
alectinib 150 mg
capsules

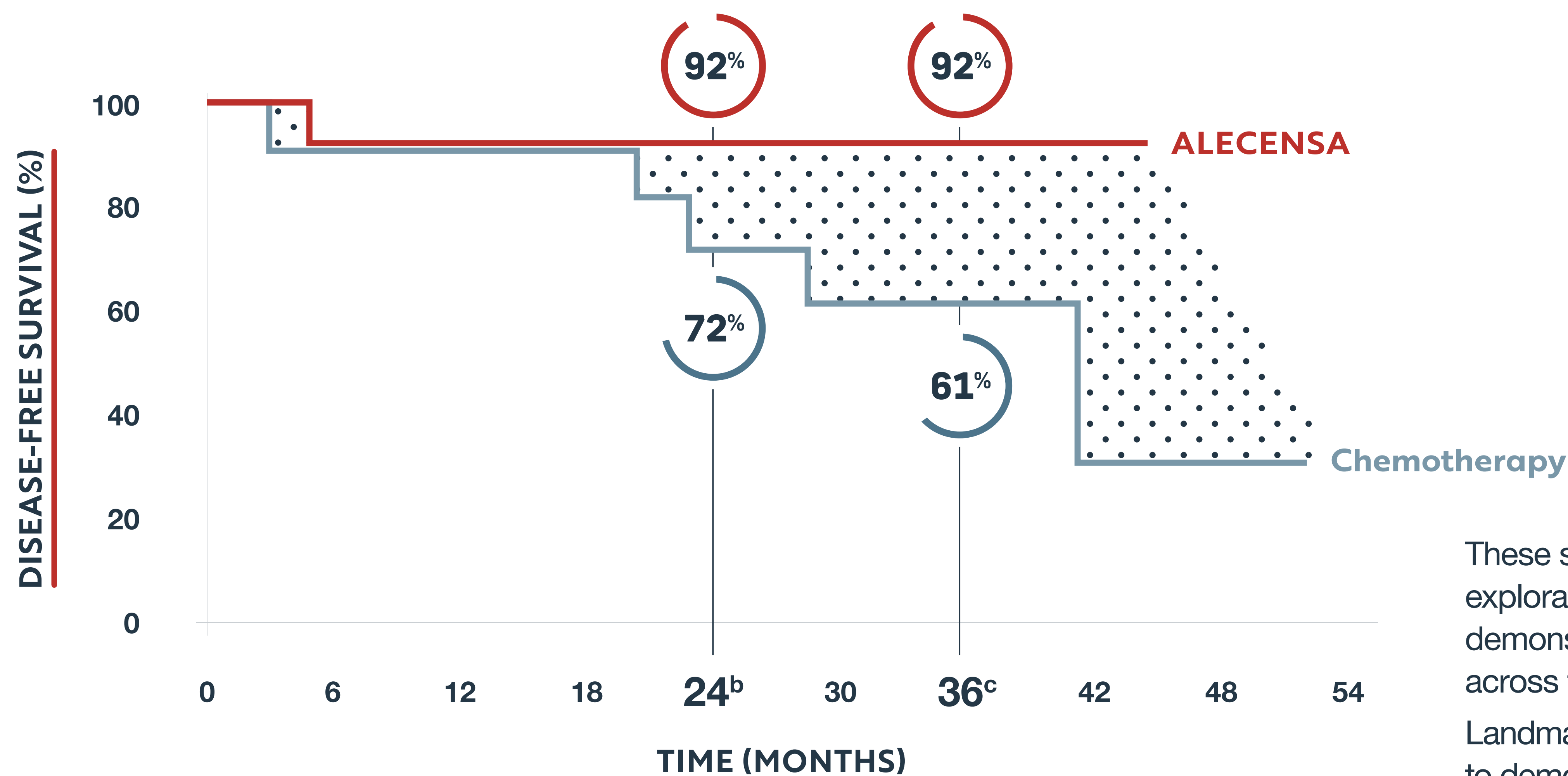
In prespecified exploratory analyses, ALECENSA provided consistent DFS across stages^{2,8,9}

Exploratory endpoint

Stage IB^a
HR=0.21 (95% CI: 0.02, 1.84)

Stage II^a
HR=0.24 (95% CI: 0.09, 0.65)

Stage IIIA^a
HR=0.25 (95% CI: 0.12, 0.53)



No. of patients at risk

	0	6	12	18	24 ^b	30	36 ^c	42	48	54
ALECENSA	14	12	12	11	7	6	4	1	0	0
Chemotherapy	12	10	10	10	7	6	4	1	1	0

^aPer UICC/AJCC Staging System, 7th edition.

^bALECENSA 95% CI: 77.8, 100.0; chemotherapy 95% CI: 44.2, 98.9.

^cALECENSA 95% CI: 77.8, 100.0; chemotherapy 95% CI: 31.5, 91.3.

These subgroup analyses were exploratory and not powered to demonstrate statistical significance across treatment arms.

Landmark analyses were not powered to demonstrate statistically significant differences and no conclusions can be drawn from these analyses. The 2- and 3-year DFS rates are considered prespecified exploratory endpoints.

Select Important Safety Information

Renal Impairment

- Renal impairment occurred in 12% of 533 patients treated with ALECENSA, including Grade ≥ 3 in 1.7% of patients, of which 0.4% were fatal events
- The median time to Grade ≥ 3 renal impairment was 3.7 months (range 0.5 to 31.8 months). Dosage modifications for renal impairment were required in 2.4% of patients

Please see full [Prescribing Information](#) and additional Important Safety Information throughout this presentation.

In prespecified exploratory analyses, ALECENSA provided consistent DFS across stages^{2,8,9}

Exploratory endpoint

Stage IB^a

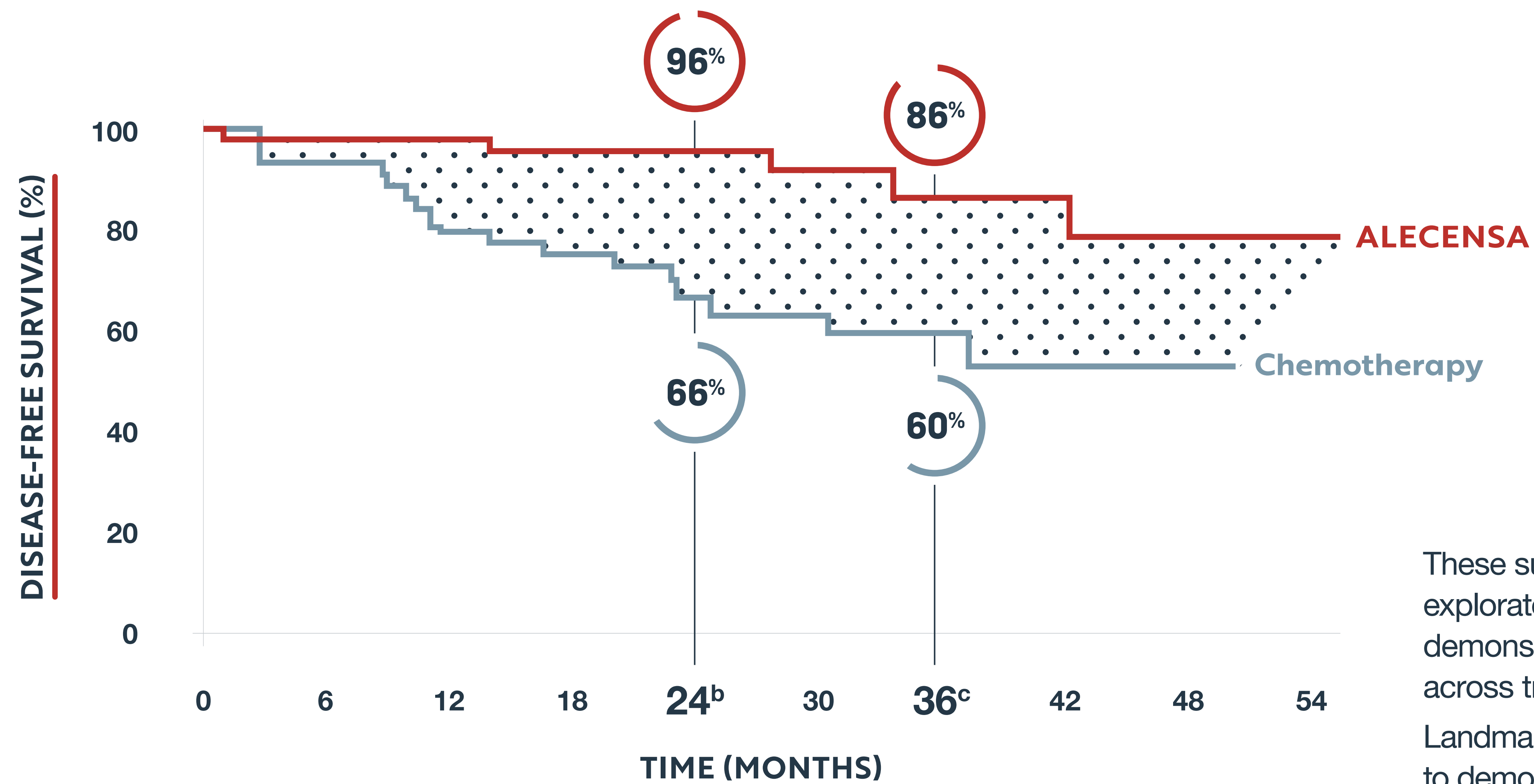
HR=0.21 (95% CI: 0.02, 1.84)

Stage II^a

HR=0.24 (95% CI: 0.09, 0.65)

Stage IIIA^a

HR=0.25 (95% CI: 0.12, 0.53)



These subgroup analyses were exploratory and not powered to demonstrate statistical significance across treatment arms.

Landmark analyses were not powered to demonstrate statistically significant differences and no conclusions can be drawn from these analyses. The 2- and 3-year DFS rates are considered prespecified exploratory endpoints.

No. of patients at risk

ALECENSA	47	44	44	43	28	22	15	11	4	1
Chemotherapy	45	41	35	32	21	17	9	8	5	0

^aPer UICC/AJCC Staging System, 7th edition.

^bALECENSA 95% CI: 89.5, 100.0; chemotherapy 95% CI: 51.7, 81.0.

^cALECENSA 95% CI: 72.8, 99.9; chemotherapy 95% CI: 43.5, 75.4.

Select Important Safety Information

Renal Impairment (cont'd)

- Permanently discontinue ALECENSA for Grade 4 renal toxicity. Withhold ALECENSA for Grade 3 renal toxicity until recovery to less than or equal to 1.5 times ULN, then resume at reduced dose

Bradycardia

- Bradycardia occurred in 11% of 533 patients treated with ALECENSA. Twenty percent of 521 patients for whom serial electrocardiograms (ECGs) were available had post-dose heart rates of less than 50 beats per minute (bpm)

Please see full [Prescribing Information](#) and additional Important Safety Information throughout this presentation.

ABOUT
RESECTABLE
NSCLC

ALINA
CLINICAL
TRIAL

DOSING
AND ADMIN

FOR ALK+
mNSCLC

PATIENT
SUPPORT

SUMMARY

IMPORTANT
SAFETY
INFORMATION

RESOURCES

ALECENSA
alectinib 150 mg capsules

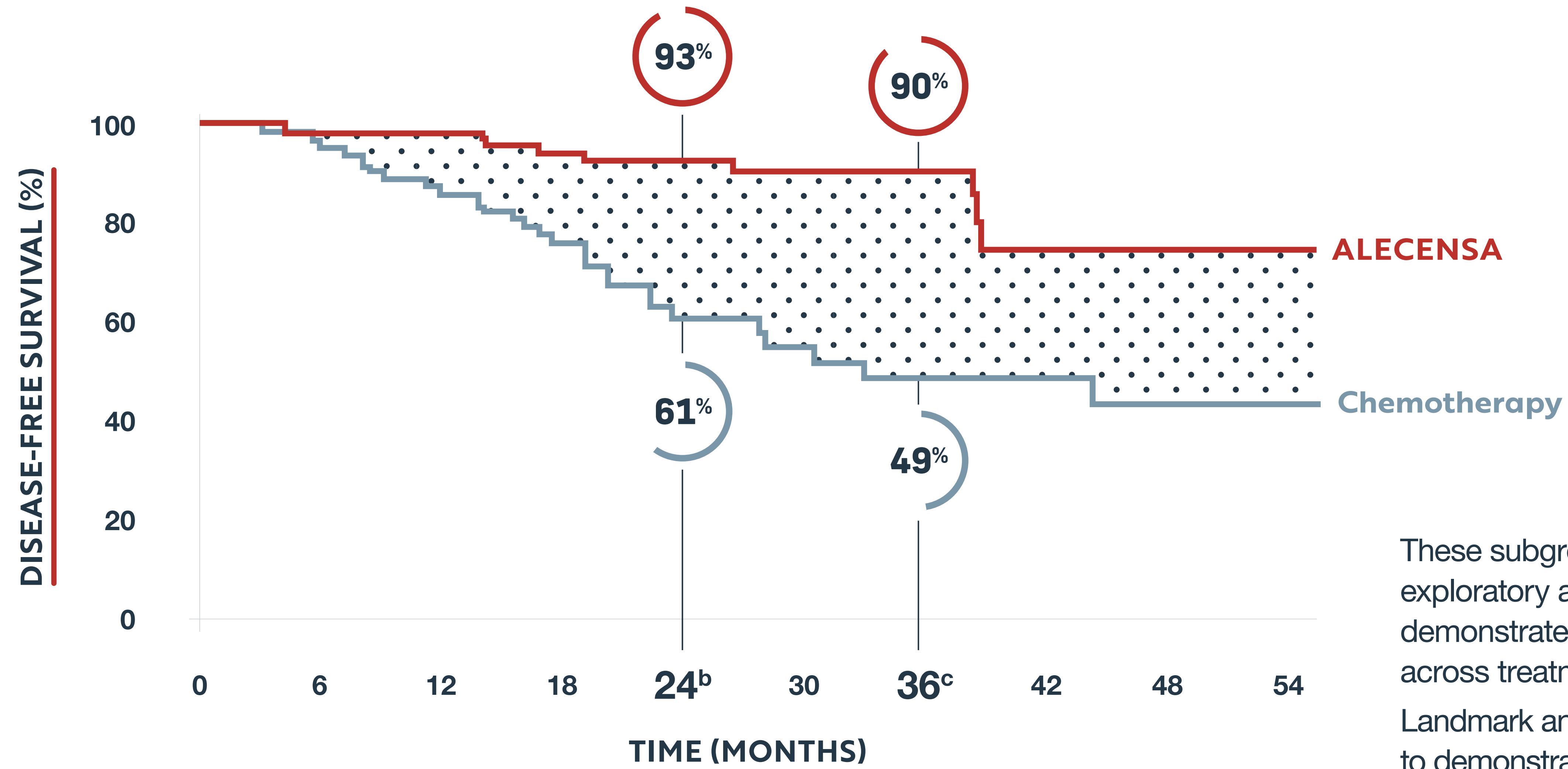
In prespecified exploratory analyses, ALECENSA provided consistent DFS across stages^{2,8,9}

Exploratory endpoint

Stage IB^a
HR=0.21 (95% CI: 0.02, 1.84)

Stage II^a
HR=0.24 (95% CI: 0.09, 0.65)

Stage IIIA^a
HR=0.25 (95% CI: 0.12, 0.53)



These subgroup analyses were exploratory and not powered to demonstrate statistical significance across treatment arms.

Landmark analyses were not powered to demonstrate statistically significant differences and no conclusions can be drawn from these analyses. The 2- and 3-year DFS rates are considered prespecified exploratory endpoints.

No. of patients at risk

ALECENSA	69	67	67	64	39	27	20	10	6	2
Chemotherapy	70	61	53	47	27	18	14	9	5	2

^aPer UICC/AJCC Staging System, 7th edition.

^bALECENSA 95% CI: 86.4, 98.9; chemotherapy 95% CI: 47.9, 73.5.

^cALECENSA 95% CI: 82.7, 97.9; chemotherapy 95% CI: 33.8, 63.4.

Select Important Safety Information

Bradycardia (cont'd)

- Monitor heart rate and blood pressure regularly. For asymptomatic bradycardia, dose modification is not required. For symptomatic bradycardia that is not life-threatening, withhold ALECENSA until recovery to asymptomatic bradycardia or to a heart rate ≥ 60 bpm and evaluate concomitant medications known to cause bradycardia, as well as anti-hypertensive medications. If bradycardia is attributable to a concomitant medication, resume ALECENSA at a reduced dose upon recovery to asymptomatic bradycardia or to a heart rate of ≥ 60 bpm, with frequent monitoring as clinically indicated

Please see full [Prescribing Information](#) and additional Important Safety Information throughout this presentation.

ABOUT
RESECTABLE
NSCLC

ALINA
CLINICAL
TRIAL

DOSING
AND ADMIN

FOR ALK+
mNSCLC

PATIENT
SUPPORT

SUMMARY

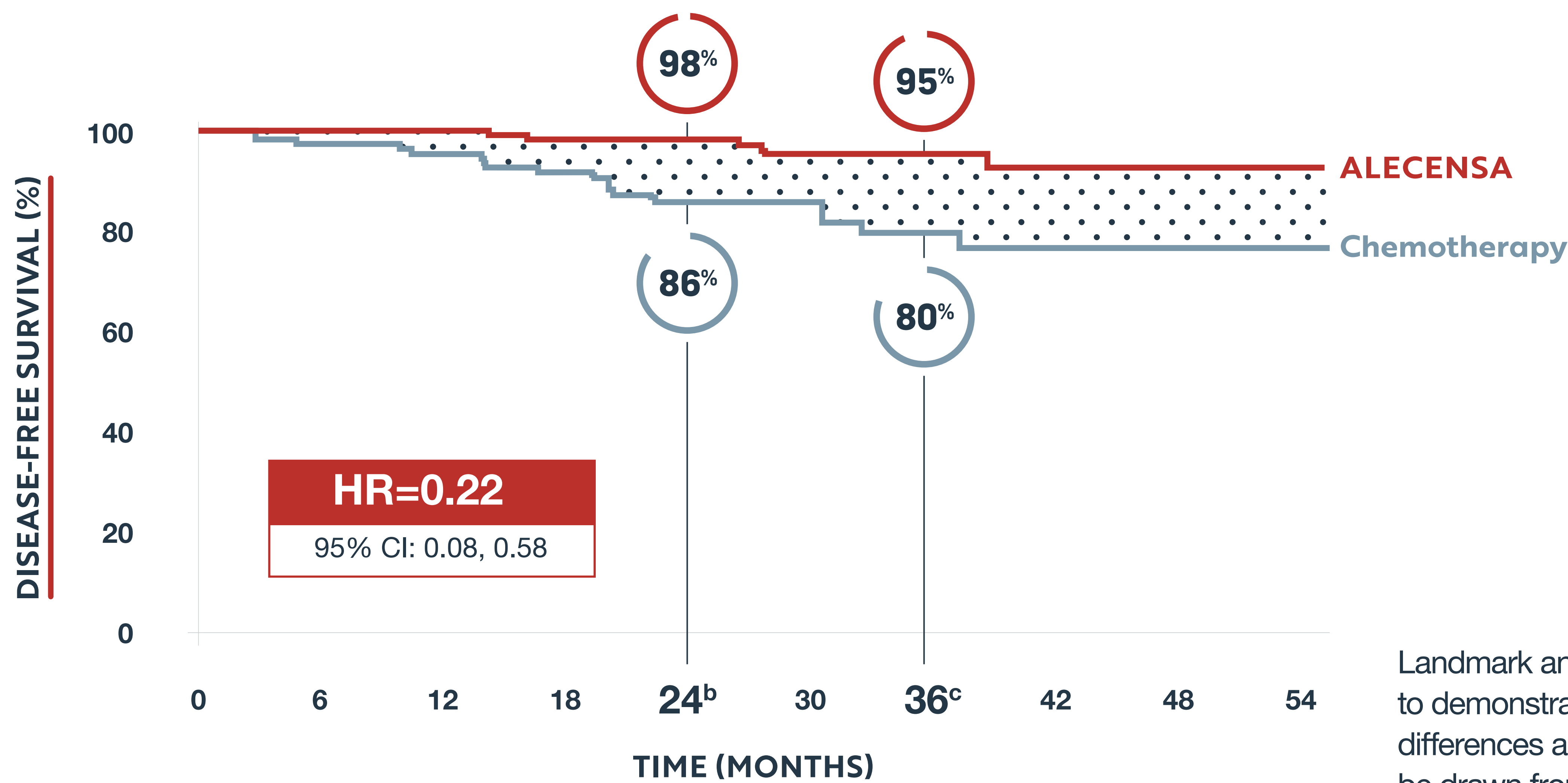
IMPORTANT
SAFETY
INFORMATION

RESOURCES

ALECENSA[®]
alectinib 150 mg
capsules

Observed in a prespecified exploratory analysis:
78% reduction in risk of CNS recurrence^{2,8a}

Exploratory endpoint



No. of patients at risk

ALECENSA	130	124	124	118	74	55	39	22	10	3
Chemotherapy	127	113	98	90	57	43	27	18	11	2

^bALECENSA 95% CI: 96.11, 100.0; chemotherapy 95% CI: 78.83, 92.82.

^cALECENSA 95% CI: 90.99, 99.99; chemotherapy 95% CI: 70.44, 89.03.

In an exploratory analysis of the site(s) of relapse, there were 4 patients (3.1%) in the ALECENSA arm and 14 patients (11.0%) in the chemotherapy arm with brain involvement.¹

Select Important Safety Information

Bradycardia (cont'd)

- Permanently discontinue ALECENSA in cases of life-threatening bradycardia if no contributing concomitant medication is identified or for recurrence of life-threatening bradycardia

Please see full [Prescribing Information](#) and additional Important Safety Information throughout this presentation.

The safety observed in ALINA was generally consistent with the established ALECENSA safety profile¹

Most adverse reactions from the trial were mild to moderate (Grades 1-2)

Adverse Reactions (≥10%) in Patients Treated With ALECENSA in ALINA		ALECENSA (n=128)		Chemotherapy (n=120)	
		All grades	Grades 3-4	All grades	Grades 3-4
Hepatobiliary system disorders	Hepatotoxicity ^a	61%	4.7%*	13%	0%
Gastrointestinal disorders	Constipation	42%	0.8%*	25%	0.8%*
	Abdominal pain ^b	13%	0%	10%	1.7%*
	Diarrhea ^c	13%	0.8%*	9%	1.7%*
Musculoskeletal	Myalgia ^d	34%	0.8%*	1.7%	0%
Infections and infestations	COVID-19	29%	0%	0.8%	0%
General disorders and administration site conditions	Fatigue ^e	25%	0.8%*	28%	4.2%*
	Edema ^f	16%	0%	1.7%	0%
Skin and subcutaneous tissue disorders	Rash ^g	23%	1.6%*	10%	0%
Respiratory system disorders	Cough ^h	20%	0.8%*	3.3%	0%
	Dyspnea ⁱ	13%	0.8%*	2.5%	0%
Renal	Renal impairment ^j	16%	0.8%*	9%	0%
Nervous system disorders	Dysgeusia ^k	13%	0%	3.3%	0%
	Headache	11%	0%	7%	0%
Investigations	Increased weight	13%	0.8%*	0.8%	0%
Cardiac disorders	Bradycardia ^l	12%	0%	0%	0%

^aIncludes increased alanine aminotransferase, increased aspartate aminotransferase, increased bile acids, increased conjugated bilirubin, increased blood bilirubin, increased unconjugated blood bilirubin, increased gamma-glutamyltransferase, hepatotoxicity, hyperbilirubinemia, increased liver function test, ocular icterus, and increased transaminases. ^bIncludes abdominal discomfort, abdominal pain, lower abdominal pain, upper abdominal pain, abdominal tenderness, epigastric discomfort, and gastrointestinal pain. ^cIncludes colitis and diarrhea. ^dIncludes muscle fatigue, muscular weakness, musculoskeletal chest pain, musculoskeletal stiffness, and myalgia. ^eIncludes asthenia and fatigue. ^fIncludes edema, face edema, localized edema, peripheral edema, face swelling, and peripheral swelling. ^gIncludes acneiform dermatitis, bullous dermatitis, drug eruption, eczema, rash, erythematous rash, maculo-papular rash, papular rash, seborrheic dermatitis, urticaria, and xeroderma. ^hIncludes cough and productive cough. ⁱIncludes dyspnea and exertional dyspnea. ^jIncludes azotemia, increase blood creatinine, decreased renal creatinine clearance, decreased glomerular filtration rate, hypercreatininemia, renal impairment, and renal failure. ^kIncludes dysgeusia and taste disorder. ^lIncludes bradycardia and sinus bradycardia.

Based on NCI CTCAE v5.0.

*All events were Grade 3.

AR=adverse reaction; NCI CTCAE=National Cancer Institute Common Terminology Criteria for Adverse Events.

Please see full [Prescribing Information](#) and additional Important Safety Information throughout this presentation.

ABOUT
RESECTABLE
NSCLC

ALINA
CLINICAL
TRIAL

DOSING
AND ADMIN

FOR ALK+
mNSCLC

PATIENT
SUPPORT

SUMMARY

IMPORTANT
SAFETY
INFORMATION

RESOURCES



5% of patients on ALECENSA discontinued treatment due to ARs vs 13% on chemotherapy^{1,2}

Additional safety data from ALINA

- The most frequent ARs ($\geq 1\%$) that led to treatment discontinuation of ALECENSA were pneumonitis and hepatotoxicity¹
- Median duration of treatment at the time of analysis was 23.9 months for ALECENSA and 2.1 months for chemotherapy¹
- In the ALECENSA arm, dose interruptions occurred in 27% of patients¹
 - ARs which required dose interruption in $\geq 2\%$ of patients included hepatotoxicity, increased blood CPK, COVID-19, myalgia, abdominal pain, and pneumonia
- In the ALECENSA arm, dose reductions occurred in 26% of patients¹
 - ARs which required dose reductions in $\geq 2\%$ of patients included hepatotoxicity, increased blood CPK, rash, bradycardia, and myalgia
- Clinically significant ARs ($< 10\%$) for patients treated with ALECENSA: nausea (8%), vomiting (7%), vision disorders (4.7%; includes blurred vision, visual acuity reduced, and photopsia), stomatitis (4.7%; includes stomatitis and mouth ulceration), photosensitivity reaction (3.9%), and pneumonitis (2.3%)¹
- There were no fatal ARs in the ALINA trial²

CPK=creatinine phosphokinase.

Please see full [Prescribing Information](#) and additional Important Safety Information throughout this presentation.

ABOUT
RESECTABLE
NSCLC

ALINA
CLINICAL
TRIAL

DOSING
AND ADMIN

FOR ALK+
mNSCLC

PATIENT
SUPPORT

SUMMARY

IMPORTANT
SAFETY
INFORMATION

RESOURCES



Laboratory abnormalities

Laboratory Abnormalities Occurring in $\geq 20\%$ of Patients Treated With ALECENSA ¹				
Parameter	ALECENSA (n=128)		Chemotherapy (n=120)	
	All Grades	Grades 3-4	All Grades	Grades 3-4
Chemistry				
Increased CPK	77%	8%	8%	1.7% ^a
Increased AST	75%	0.8% ^a	25%	0%
Increased bilirubin	68%	2.3% ^a	4.2%	0%
Increased alkaline phosphatase	64%	0%	14%	0%
Increased ALT	57%	2.3% ^a	28%	0%
Increased creatinine	41%	0%	23%	0%
Increased uric acid	30%	0%	19%	0%
Hematology				
Decreased hemoglobin	69%	0%	67%	0.8% ^a

Based on NCI CTCAE v5.0.

^aAll events were Grade 3.

ALT=alanine transaminase; AST=aspartate transaminase; CPK=creatine phosphokinase.

Please see full [Prescribing Information](#) and additional Important Safety Information throughout this presentation.

ABOUT
RESECTABLE
NSCLC

ALINA
CLINICAL
TRIAL

DOSING
AND ADMIN

FOR ALK+
mNSCLC

PATIENT
SUPPORT

SUMMARY

IMPORTANT
SAFETY
INFORMATION

RESOURCES



For patients with resectable ALK+ NSCLC: Dosing and administration¹

Dosing schedule

600 mg
(4 x 150 mg)

 **TWICE DAILY**

 **WITH FOOD**

Dose reduction schedule

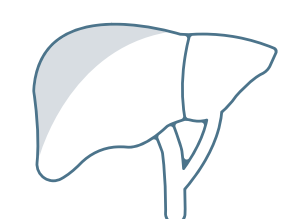
Dose reduction schedule	Dose level
Starting dose	ALECENSA 600 mg taken orally twice daily
First dose reduction	ALECENSA 450 mg taken orally twice daily
Second dose reduction	ALECENSA 300 mg taken orally twice daily

Discontinue if patients are unable to tolerate the 300 mg twice daily dose. See recommendations for dose modifications on the next page.

Administer ALECENSA for a total of 2 years, or until disease recurrence or unacceptable toxicity

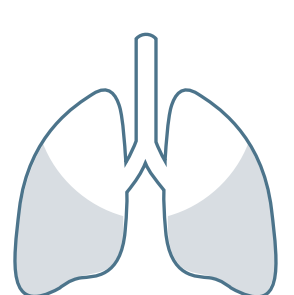
- The recommended dose of ALECENSA is 600 mg orally twice daily with food
 - The recommended dose of ALECENSA in patients with severe hepatic impairment (Child-Pugh C) is 450 mg orally twice daily
- Swallow capsules whole; do not open or dissolve the contents of the capsule
- If a dose of ALECENSA is missed or vomiting occurs after taking a dose of ALECENSA, take the next dose at the scheduled time

Monitoring



Hepatotoxicity

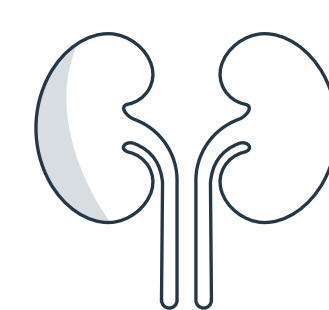
Monitor liver function tests every 2 weeks during the first 3 months of treatment, then once a month and as clinically indicated, with more frequent testing in patients who develop transaminase and bilirubin elevations. Based on the severity of the adverse drug reaction, withhold ALECENSA and resume at a reduced dose or permanently discontinue ALECENSA



ILD/Pneumonitis

Immediately withhold ALECENSA in patients diagnosed with ILD/pneumonitis and permanently discontinue if no other potential causes of ILD/pneumonitis have been identified

ILD=interstitial lung disease.




Renal Impairment

Withhold ALECENSA for severe renal impairment, then resume ALECENSA at reduced dose upon recovery, or permanently discontinue



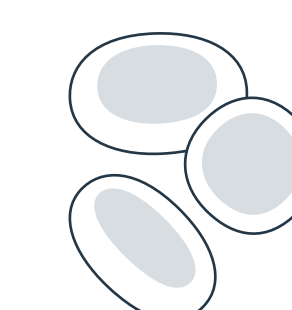
Bradycardia

Monitor heart rate and blood pressure regularly. If symptomatic, withhold ALECENSA, then reduce dose, or permanently discontinue



Severe Myalgia and CPK Elevation

Assess CPK levels every 2 weeks for the first month of treatment and in patients reporting unexplained muscle pain, tenderness, or weakness. In case of severe CPK elevations, withhold, then resume or reduce dose



Hemolytic Anemia

If hemolytic anemia is suspected, withhold ALECENSA. If hemolytic anemia is confirmed, consider resuming at a reduced dose upon resolution or permanently discontinue



Embryo-Fetal Toxicity

ALECENSA can cause fetal harm. Advise females of reproductive potential of the potential risk to a fetus and to use effective contraception

Please see full Prescribing Information for additional guidance on monitoring.

Please see full [Prescribing Information](#) and additional Important Safety Information throughout this presentation.

ABOUT
RESECTABLE
NSCLC

ALINA
CLINICAL
TRIAL

DOSING
AND ADMIN

FOR ALK+
mNSCLC

PATIENT
SUPPORT

SUMMARY




IMPORTANT
SAFETY
INFORMATION

RESOURCES

 **ALECENSA**[®]
alectinib 150 mg capsules

Dosing modifications

Dosing modifications for adverse reactions¹

Criteria	ALECENSA dose modification
ALT or AST elevation of >5X ULN <u>with</u> total bilirubin ≤2X ULN	 Temporarily withhold until recovery to baseline or to ≤3X ULN, then resume at reduced dose. See table on previous page for dose reduction schedule.
ALT or AST elevation >3X ULN <u>with</u> total bilirubin elevation >2X ULN in the absence of cholestasis or hemolysis	 Permanently discontinue ALECENSA.
Total bilirubin elevation of >3X ULN	 Temporarily withhold until recovery to baseline or to ≤1.5X ULN, then resume at reduced dose. See table on previous page for dose reduction schedule.
Any grade treatment-related ILD/pneumonitis	 Permanently discontinue ALECENSA.
Grade 3 renal impairment	 Temporarily withhold until serum creatinine recovers to ≤1.5X ULN, then resume at reduced dose. See table on previous page for dose reduction schedule.
Grade 4 renal impairment	 Permanently discontinue ALECENSA.
Symptomatic bradycardia	 Withhold ALECENSA until recovery to asymptomatic bradycardia or to a heart rate of ≥60 bpm. If contributing concomitant medication is identified and discontinued, or its dose is adjusted, resume ALECENSA at previous dose upon recovery to asymptomatic bradycardia or to a heart rate of ≥60 bpm. If no contributing concomitant medication is identified, or if contributing concomitant medications are not discontinued or dose modified, resume ALECENSA at reduced dose upon recovery to asymptomatic bradycardia or to a heart rate of ≥60 bpm. See table on previous page for dose reduction schedule.
Bradycardia ^a (life-threatening consequences, urgent intervention indicated)	 Permanently discontinue ALECENSA if no contributing concomitant medication is identified. If contributing concomitant medication is identified and discontinued, or its dose is adjusted, resume ALECENSA at reduced dose upon recovery to asymptomatic bradycardia or to a heart rate of ≥60 bpm, with frequent monitoring as clinically indicated. Permanently discontinue ALECENSA in case of recurrence. See table on previous page for dose reduction schedule.
CPK elevation >5X ULN	 Temporarily withhold until recovery to baseline or to ≤2.5X ULN, then resume at same dose.
CPK elevation >10X ULN or second occurrence of CPK elevation of >5X ULN	 Temporarily withhold until recovery to baseline or to ≤2.5X ULN, then resume at reduced dose. See table on previous page for dose reduction schedule.
Hemolytic anemia	 Withhold ALECENSA if hemolytic anemia is suspected. Upon resolution, resume at reduced dose or permanently discontinue. See table on previous page for dose reduction schedule.

^aHeart rate <60 bpm.
bpm=beats per minute; ULN=upper limit of normal.

Please see full [Prescribing Information](#) and additional Important Safety Information throughout this presentation.

#1 most prescribed 1L treatment for ALK+ mNSCLC patients^{10a}

CONSIDER THE EVIDENCE IN 1L ALK+ mNSCLC

PFS

primary and follow-up analyses

	ALECENSA	crizotinib
Primary analysis (IRC-assessed PFS) ¹	HR=0.53 (95% CI: 0.38, 0.73); <i>P</i> <0.0001	
mPFS (months) (95% CI)	25.7 (19.9, NE)	10.4 (7.7, 14.6)
Follow-up analysis 10 months later (exploratory) (investigator-assessed PFS) ¹¹	HR=0.43 (95% CI: 0.32, 0.58)	
mPFS (months) (95% CI)	34.8 (17.7, NE)	10.9 (9.1, 12.9)

CNS

exploratory analysis

IRC-assessed CNS ORR^{1b}

81% vs **50%**
with ALECENSA (95% CI: 58, 95) (n=17/21) with crizotinib (95% CI: 28, 72) (n=11/22)

^aAccording to IQVIA claims from December 2022–November 2023, which included 1L ALK+ mNSCLC patients identified through their first use of an ALK product.¹⁰

^bIn patients with measurable CNS metastases at baseline.¹

^cThe median duration of exposure to ALECENSA was 28.1 months (range: 0-77 months).⁸

OS

exploratory analysis

OS data was not mature at the time of primary cutoff, and the median is still not reached.^{1,8,11} This post-hoc OS analysis, conducted at ~5 years after randomization of the last patient, was exploratory in nature, and was not powered to show statistical significance^{8,11}

5-year OS HR=0.71 (95% CI: 0.49, 1.03)^{8,11}

60% vs **48%**
with ALECENSA (n=152) with crizotinib (n=151)

WELL-ESTABLISHED SAFETY PROFILE

- The most common drug reactions (≥20% for all NCI CTCAE Grades) in patients treated with ALECENSA were constipation, fatigue, myalgia, and edema^{1c}
- Safety results at 5-year post-hoc analysis were consistent with the originally reported adverse events of ALECENSA in ALEX^{1,8,11}

The efficacy and safety of ALECENSA were established in the Phase 3 ALEX trial that randomized 303 first-line patients with IIIB/IV ALK+ mNSCLC to receive ALECENSA 600 mg orally twice daily or crizotinib 250 mg orally twice daily. The primary efficacy endpoint in the ALEX trial was PFS by Investigator (HR=0.48 [95% CI: 0.35, 0.66]; *P*<0.0001). Additional efficacy endpoints were PFS, ORR, DOR, time to cause-specific CNS progression by IRC, and OS. The exploratory follow-up, conducted 10 months later, was assessed by investigator, and no formal treatment comparisons were performed.^{1,12,13}

1L=first-line; DOR=duration of response; IRC=independent review committee; mNSCLC=metastatic non-small cell lung cancer, mPFS=median progression-free survival; ORR=objective response rate; PFS=progression-free survival.

Select Important Safety Information

Severe Myalgia and Creatine Phosphokinase (CPK) Elevation

- Myalgia (including muscle- and musculoskeletal-related reactions) occurred in 31% of 533 patients treated with ALECENSA, including Grade ≥3 in 0.8% of patients. Dosage modifications for myalgia events were required in 2.1% of patients

Please see full [Prescribing Information](#) and additional Important Safety Information throughout this presentation.

ABOUT
RESECTABLE
NSCLC

ALINA
CLINICAL
TRIAL

DOSING
AND ADMIN

FOR ALK+
mNSCLC

PATIENT
SUPPORT

SUMMARY

IMPORTANT
SAFETY
INFORMATION

RESOURCES

**ALECENSA**
alectinib 150 mg capsules

Genentech Oncology Access Solutions for ALECENSA

Genentech Oncology Access Solutions offers a range of access and reimbursement support for your patients and practice:

- Benefits Investigations (BIs) and benefits reverification support
- Prior Authorization (PA) resources
- Information about authorized specialty pharmacies (SPs) and specialty distributors
- Sample billing and coding information
- Resources for denials and appeals
- Referrals to financial assistance options

Benefits investigations

Genentech Oncology Access Solutions for ALECENSA can conduct a BI to help you determine if a Genentech medicine is covered, if PAs are required, which SP the health insurance plan prefers, and if financial assistance might be needed.

Potential outcomes of a BI:

- Treatment is covered
- PA is required
- Treatment is denied

Request a BI by submitting the Prescriber Service Form and the Patient Consent Form to Genentech Oncology Access Solutions.



Prescriber Service Form

DOWNLOAD



Patient Consent Form

DOWNLOAD

Once your patient is enrolled in Genentech Oncology Access Solutions, we can conduct a BI to help you determine your patient's coverage.

Genentech
A Member of the Roche Group

Access
Solutions

To learn more about our programs and services:

Call (888) 249-4918

Please see full [Prescribing Information](#) and additional Important Safety Information throughout this presentation.

ABOUT
RESECTABLE
NSCLC

ALINA
CLINICAL
TRIAL

DOSING
AND ADMIN

FOR ALK+
mNSCLC

PATIENT
SUPPORT

SUMMARY

IMPORTANT
SAFETY
INFORMATION

RESOURCES

**ALECENSA**
alectinib 150 mg
capsules

Financial assistance options


If your patients have financial concerns related to their Genentech medicine, we may be able to help

Commercially insured patients

Genentech Oncology co-payment assistance program^a

The Genentech Oncology co-payment assistance program^a provides financial assistance to eligible, commercially insured patients to help with their co-pays, co-insurance, or other out-of-pocket (OOP) costs.

\$0 CO-PAY
Eligible patients pay as little as \$0 per prescription for **ALECENSA**



Annual benefit limit is **\$25K**

0
ZERO INCOME REQUIREMENTS

To find out if your patients qualify or to get more information:

Call **(888) 249-4918** or visit copayassistancenow.com

Commercially or publicly insured patients

Independent co-payment assistance foundations^b

If eligible publicly or commercially insured patients have difficulty paying for their co-pay, co-insurance, or other out-of-pocket (OOP) costs, Genentech Oncology Access Solutions can refer them to an independent co-payment assistance foundation supporting their diagnosis.

To learn more: Call **(888) 249-4918**

No insurance or ALECENSA is not covered

Genentech Patient Foundation^c

The Genentech Patient Foundation provides free Genentech medicine to people who need it. People who do not have health insurance, who have health insurance that does not cover their Genentech medicine, or who can't afford their out-of-pocket (OOP) costs and meet eligibility criteria may get free medicine.

A Foundation Specialist is ready to help: Call **(888) 941-3331**

^aThe Co-pay Program is valid ONLY for patients with commercial (private or non-governmental) insurance who have a valid prescription for a Food and Drug Administration (FDA)-approved indication of a Genentech medicine. Patients using Medicare, Medicaid or any other federal or state government program (collectively, "Government Programs") to pay for their Genentech medicine are not eligible.

Under the Program, the patient may pay a co-pay. The final amount owed by a patient may be as little as \$0 for the Genentech medicine (see Program specific details). The total patient out-of-pocket cost is dependent on the patient's health insurance plan. The Program assists with the cost of the Genentech medicine only. It does not assist with the cost of other medicines, procedures or office visit fees. After reaching the maximum annual Program benefit amount, the patient will be responsible for all remaining out-of-pocket expenses. The Program benefit amount cannot exceed the patient's out-of-pocket expenses for the cost associated with the Genentech medicine.

All participants are responsible for reporting the receipt of all Program benefits as required by any insurer or by law. The Program is only valid in the United States and U.S. Territories, is void where prohibited by law and shall follow state restrictions in relation to AB-rated generic equivalents (e.g., MA, CA) where applicable. No party may seek reimbursement for all or any part of the benefit received through the Program. The Program is intended for the patient. Only the patient using the Program may receive the funds made available through the Program. The Program is not intended for third parties who reduce the amount available to the patient or take a portion for their own purposes. Patients with health plans that redirect Genentech Program assistance intended for patient out-of-pocket costs may be subject to alternate Program benefit structures. Genentech reserves the right to rescind, revoke or amend the Program without notice at any time.

Additional terms and conditions apply. Please visit the Co-pay Program website for the full list of Terms and Conditions.

^bIndependent co-pay assistance foundations have their own rules for eligibility. Genentech has no involvement or influence in independent foundation decision making or eligibility criteria and does not know if a foundation will be able to help your patient. We can only refer your patient to a foundation that supports their disease state. Genentech does not endorse or show preference for any particular foundation. The foundations to which we refer your patient may not be the only ones that might be able to help.

^cTo be eligible for free Genentech medicine from the Genentech Patient Foundation, insured patients who have coverage for their medicine should try to pursue other forms of financial assistance, if available, and meet certain income requirements. Uninsured patients and insured patients without coverage for their medicine must meet a different set of income requirements.

Please see full [Prescribing Information](#) and additional Important Safety Information throughout this presentation.

ABOUT
RESECTABLE
NSCLC

ALINA
CLINICAL
TRIAL

DOSING
AND ADMIN

FOR ALK+
mNSCLC

PATIENT
SUPPORT


SUMMARY

IMPORTANT
SAFETY
INFORMATION

RESOURCES



Ways to help your patients start and stay on treatment



Start your newly diagnosed ALK+ NSCLC patients on a free 30-day sample of ALECENSA

A free sample of ALECENSA allows you to become familiar with ALECENSA so you can see whether it's appropriate for your patients diagnosed with ALK+ NSCLC.^a You may request a sample even if you're not currently treating someone with ALK+ NSCLC. Keep in mind that ALECENSA samples must be used according to the approved indications.

To connect to a Genentech representative, check sample order status, or learn more about the sampling program:

Contact your GNE representative OR Call the Sample Accountability Call Center at (866) 736-2717



The Genentech Patient Resource Center

One number can connect you to all of the help we offer to patients prescribed ALECENSA.

With questions or to get started:

Call the Genentech Patient Resource Center at (877) GENENTECH (436-3683)

^aDrug samples may not be sold, purchased, traded, or offered for sale, purchase, or trade, utilized to seek reimbursement, or otherwise distributed in a manner not permitted by applicable law. Samples may only be distributed to practitioners who are licensed or authorized under applicable state law to prescribe the drug product and whose practices are relevant to the FDA-approved product labeling for ALECENSA. Distribution of the sample does not obligate use or continuing use of ALECENSA. You may not advertise or otherwise use the program as a means of promoting your services or Genentech's products to patients. Genentech reserves the right to deny fulfillment of the sample to anyone deemed ineligible in accordance with stated program criteria.

Please see full [Prescribing Information](#) and additional Important Safety Information throughout this presentation.

ABOUT
RESECTABLE
NSCLC

ALINA
CLINICAL
TRIAL

DOSING
AND ADMIN

FOR ALK+
mNSCLC

PATIENT
SUPPORT

SUMMARY

IMPORTANT
SAFETY
INFORMATION

RESOURCES



For resectable ALK+ NSCLC (T ≥4 cm or N+):

REDUCE THE RISK OF RECURRENCE POST-RESECTION WITH A PROVEN TREATMENT APPROACH¹

DFS

primary endpoint

ALECENSA delivered superior DFS vs chemotherapy¹

HR=0.24 95% CI: 0.13, 0.43; *P*<0.0001

- In the ITT population (N=257), median DFS was **not reached** for ALECENSA (95% CI: NE, NE) vs **41.3 months** (95% CI: 28.5, NE) for chemotherapy
- **Median survival follow-up:** ALECENSA: 27.8 months; chemotherapy: 28.4 months²

OS

secondary endpoint

- OS data were not mature at the time of DFS analysis with 2.3% of deaths reported overall¹

CNS DFS

exploratory endpoint

78% reduction in risk of CNS recurrence observed²

- An exploratory analysis of CNS DFS comparing patients receiving ALECENSA to patients receiving chemotherapy showed an HR of 0.22 (95% CI: 0.08, 0.58) in the ITT population

ESTABLISHED SAFETY PROFILE

- The most common ARs (≥20% for all NCI CTCAE Grades) in patients treated with ALECENSA were hepatotoxicity (61%), constipation (42%), myalgia (34%), COVID-19 (29%), fatigue (25%), rash (23%), and cough (20%)¹
 - ARs were generally mild to moderate
- Serious adverse reactions occurred in 13% of patients treated with ALECENSA¹

The #1 most prescribed treatment for 1L ALK+ mNSCLC^{10a}

N+=node positive; T=tumor size.

^aAccording to IQVIA claims from December 2022–November 2023, which included 1L ALK+ mNSCLC patients identified through their first use of an ALK product.¹⁰

Indications

ALECENSA is a kinase inhibitor indicated for:

- adjuvant treatment in adult patients following tumor resection of anaplastic lymphoma kinase (ALK)-positive non-small cell lung cancer (NSCLC) (tumors ≥4 cm or node positive), as detected by an FDA-approved test
- treatment of adult patients with ALK-positive metastatic NSCLC as detected by an FDA-approved test

Select Important Safety Information

The Warnings and Precautions for ALECENSA include:

- Hepatotoxicity
- Interstitial Lung Disease (ILD)/Pneumonitis
- Renal Impairment
- Bradycardia
- Severe Myalgia and Creatine Phosphokinase (CPK) Elevation
- Hemolytic Anemia
- Embryo-Fetal Toxicity

Please see full [Prescribing Information](#) and additional Important Safety Information throughout this presentation.

ABOUT
RESECTABLE
NSCLC

ALINA
CLINICAL
TRIAL

DOSING
AND ADMIN

FOR ALK+
mNSCLC

PATIENT
SUPPORT

SUMMARY

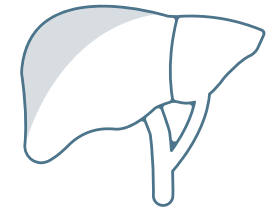
IMPORTANT
SAFETY
INFORMATION

RESOURCES

**ALECENSA**[®]
alectinib 150 mg
capsules

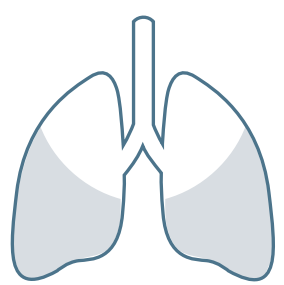
Important Safety Information

Warnings and Precautions



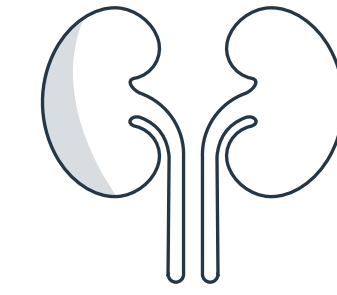
Hepatotoxicity

- Severe hepatotoxicity, including drug-induced liver injury, occurred in patients treated with ALECENSA. Hepatotoxicity occurred in 41% of 533 patients treated with ALECENSA and the incidence of Grade ≥ 3 hepatotoxicity was 8%. In the ALINA study, hepatotoxicity occurred in 61% of patients treated with ALECENSA and the incidence of Grade ≥ 3 hepatotoxicity was 4.7%. The majority (72% of 136 patients) of elevated transaminases occurred during the first 3 months of treatment. Treatment discontinuation due to hepatotoxicity occurred in 3.6% of patients who received ALECENSA in the pooled safety population and 1.6% of patients treated in the ALINA study
- Concurrent elevations in alanine transaminase (ALT) or aspartate transaminase (AST) greater than or equal to 3 times the ULN and total bilirubin greater than or equal to 2 times the ULN, with normal alkaline phosphatase, occurred in less than 1% of patients treated with ALECENSA. Three patients with Grades 3-4 AST/ALT elevations had drug-induced liver injury (documented by liver biopsy in 2 cases)
- Monitor liver function tests including ALT, AST, and total bilirubin every 2 weeks during the first 3 months of treatment, then once a month and as clinically indicated, with more frequent testing in patients who develop transaminase and bilirubin elevations. Based on the severity of the adverse drug reaction, withhold ALECENSA and resume at a reduced dose, or permanently discontinue ALECENSA



Interstitial Lung Disease (ILD)/Pneumonitis

- ILD/pneumonitis occurred in 1.3% of 533 patients treated with ALECENSA with 0.4% of patients experiencing Grade 3 ILD/pneumonitis. Five patients (0.9%) discontinued ALECENSA due to ILD/pneumonitis. The median time-to-onset of Grade 3 or higher ILD/pneumonitis was 2.1 months (range: 0.6 months to 3.6 months)
- Promptly investigate for ILD/pneumonitis in any patient who presents with worsening of respiratory symptoms indicative of ILD/pneumonitis (eg, dyspnea, cough, and fever)
- Immediately withhold ALECENSA treatment in patients diagnosed with ILD/pneumonitis and permanently discontinue ALECENSA if no other potential causes of ILD/pneumonitis have been identified



Renal Impairment

- Renal impairment occurred in 12% of 533 patients treated with ALECENSA, including Grade ≥ 3 in 1.7% of patients, of which 0.4% were fatal events
- The median time to Grade ≥ 3 renal impairment was 3.7 months (range 0.5 to 31.8 months). Dosage modifications for renal impairment were required in 2.4% of patients
- Permanently discontinue ALECENSA for Grade 4 renal toxicity. Withhold ALECENSA for Grade 3 renal toxicity until recovery to less than or equal to 1.5 times ULN, then resume at reduced dose



Bradycardia

- Symptomatic bradycardia occurred in patients treated with ALECENSA. Bradycardia occurred in 11% of 533 patients treated with ALECENSA. Twenty percent of 521 patients for whom serial electrocardiograms (ECGs) were available had post-dose heart rates of less than 50 beats per minute (bpm)
- Monitor heart rate and blood pressure regularly. For asymptomatic bradycardia, dose modification is not required. For symptomatic bradycardia that is not life-threatening, withhold ALECENSA until recovery to asymptomatic bradycardia or to a heart rate ≥ 60 bpm and evaluate concomitant medications known to cause bradycardia, as well as anti-hypertensive medications. If bradycardia is attributable to a concomitant medication, resume ALECENSA at a reduced dose upon recovery to asymptomatic bradycardia or to a heart rate of ≥ 60 bpm, with frequent monitoring as clinically indicated
- Permanently discontinue ALECENSA in cases of life-threatening bradycardia if no contributing concomitant medication is identified or for recurrence of life-threatening bradycardia

Please see full [Prescribing Information](#) and additional Important Safety Information throughout this presentation.

ABOUT
RESECTABLE
NSCLC

ALINA
CLINICAL
TRIAL

DOSING
AND ADMIN

FOR ALK+
mNSCLC

PATIENT
SUPPORT

SUMMARY


IMPORTANT
SAFETY
INFORMATION

RESOURCES

**ALECENSA**[®]
alectinib 150 mg
capsules

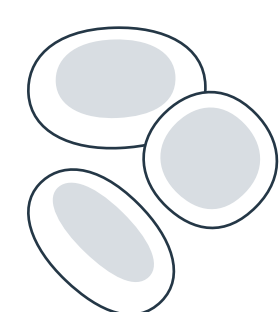
Important Safety Information (cont'd)

Warnings and Precautions (cont'd)



Severe Myalgia and Creatine Phosphokinase (CPK) Elevation

- Severe myalgia and creatine phosphokinase (CPK) elevation occurred in patients treated with ALECENSA. Myalgia (including muscle- and musculoskeletal-related reactions) occurred in 31% of 533 patients treated with ALECENSA, including Grade ≥ 3 in 0.8% of patients. Dosage modifications for myalgia events were required in 2.1% of patients
- Of the 491 with CPK laboratory data available, elevated CPK occurred in 56% of patients, including 6% Grade ≥ 3 . The median time to Grade ≥ 3 CPK elevation was 15 days (interquartile range 15-337 days). Dosage modifications for elevation of CPK occurred in 5% of patients. In the ALINA study, elevated CPK occurred in 77% of 128 patients with CPK laboratory data, including 6% Grade ≥ 3 elevations
- Advise patients to report any unexplained muscle pain, tenderness, or weakness. Assess CPK levels every 2 weeks for the first month of treatment and as clinically indicated in patients reporting symptoms. Based on the severity of the CPK elevation, withhold ALECENSA, then resume or reduce dose



Hemolytic Anemia

- Hemolytic anemia occurred in patients treated with ALECENSA. Hemolytic anemia was initially reported with ALECENSA in the postmarketing setting, including cases associated with a negative direct antiglobulin test (DAT) result. Assessments for the determination of hemolytic anemia were subsequently collected in the ALINA study, where hemolytic anemia was observed in 3.1% of patients treated with ALECENSA
- If hemolytic anemia is suspected, withhold ALECENSA and initiate appropriate laboratory testing. If hemolytic anemia is confirmed, consider resuming at a reduced dose upon resolution or permanently discontinue ALECENSA



Embryo-Fetal Toxicity

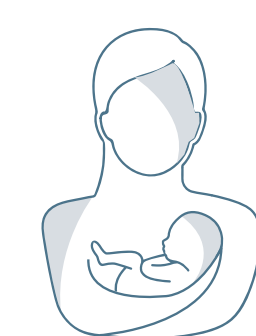
- ALECENSA can cause fetal harm when administered to pregnant women. Administration of alectinib to pregnant rats and rabbits during the period of organogenesis resulted in embryo-fetal toxicity and abortion at maternally toxic doses with exposures approximately 2.7-fold those observed in humans with alectinib 600 mg twice daily. Advise pregnant women of the potential risk to a fetus
- Advise females of reproductive potential to use effective contraception during treatment with ALECENSA and for 5 weeks following the last dose
- Advise males with female partners of reproductive potential to use effective contraception during treatment with ALECENSA and for 3 months following the last dose



Most Common Adverse Reactions

- The most common adverse reactions ($\geq 20\%$) were hepatotoxicity (41%), constipation (39%), fatigue (36%), myalgia (31%), edema (29%), rash (23%), and cough (21%)

Use in Specific Populations



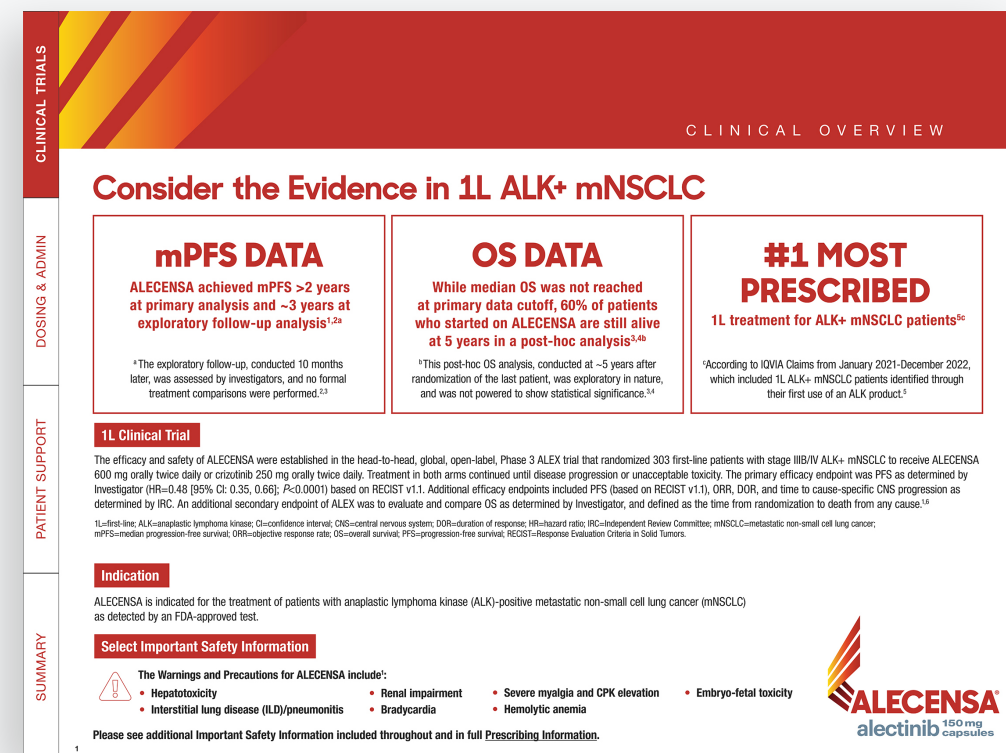
Lactation

- Because of the potential for serious adverse reactions in breastfed infants from ALECENSA, advise a lactating woman not to breastfeed during treatment with ALECENSA and for 1 week after the last dose

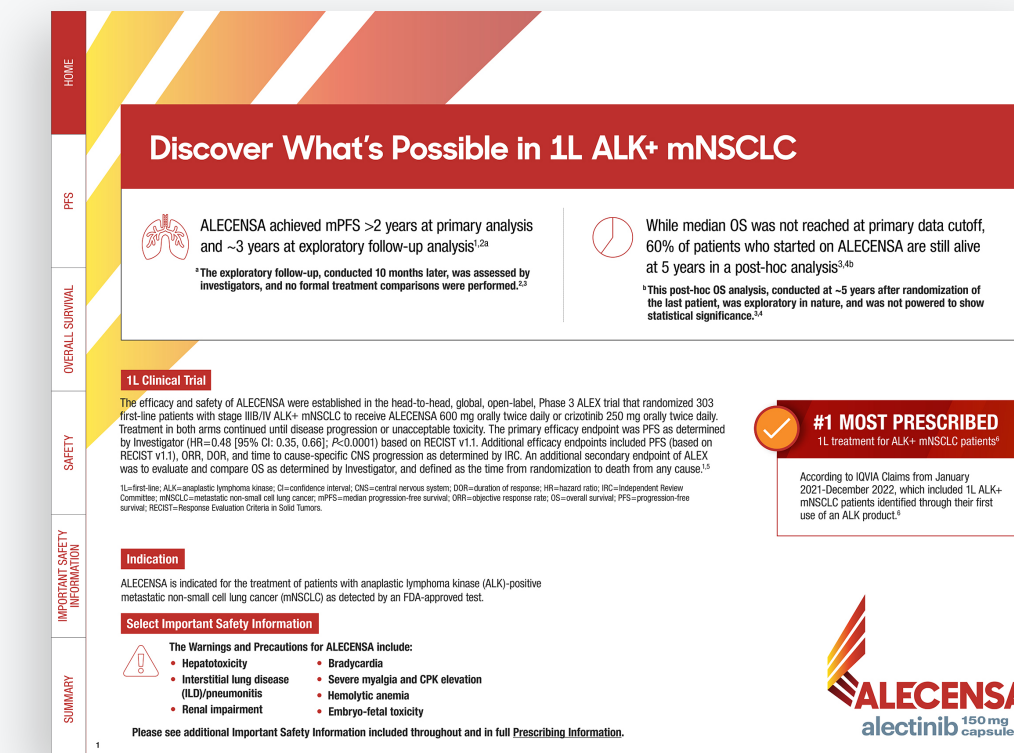
You may report side effects to the FDA at **1-800-FDA-1088** or www.fda.gov/medwatch. You may also report side effects to Genentech at **1-888-835-2555**.

Please see full [Prescribing Information](#) and additional Important Safety Information throughout this presentation.

Additional resources



ALECENSA for mNSCLC Clinical Overview Brochure



ALECENSA Primary Data & Exploratory Landmark Analysis Overview

Please see full [Prescribing Information](#) and additional Important Safety Information throughout this presentation.

ABOUT RESECTABLE NSCLC

ALINA CLINICAL TRIAL

DOSING AND ADMIN

FOR ALK+ mNSCLC

PATIENT SUPPORT

SUMMARY

IMPORTANT SAFETY INFORMATION

RESOURCES



References

References

1. ALECENSA [prescribing information]. South San Francisco, CA: Genentech USA, Inc. 2024.
2. Wu YL, Dziadziuszko R, Ahn JS, et al. Alectinib in resected *ALK*-positive non-small-cell lung cancer. *N Engl J Med*. 2024;390(14):1265-1276. doi:10.1056/NEJMoa2310532.
3. West H, Hu X, Zhang S, et al. Treatment patterns and outcomes in resected early-stage non-small cell lung cancer: an analysis of the SEER-Medicare data. *Clin Lung Cancer*. 2023;24(3):260-268. doi:10.1016/j.clcc.2022.12.005.
4. Yang P, Kulig K, Boland JM, et al. Worse disease-free survival in never smokers with *ALK*+ lung adenocarcinoma. *J Thorac Oncol*. 2012;7:90-97.
5. Shin SH, Lee H, Jeong B-H, et al. Anaplastic lymphoma kinase rearrangement in surgically resected stage IA lung adenocarcinoma. *J Thorac Dis*. 2018;10:3460-3467.
6. Referenced with permission from the NCCN Clinical Practice Guidelines in Oncology (NCCN Guidelines®) for Non-Small Cell Lung Cancer V.9.2024. © National Comprehensive Cancer Network, Inc. 2024. All rights reserved. Accessed September 13, 2024. To view the most recent and complete version of the guideline, go online to NCCN.org. NCCN makes no warranties of any kind whatsoever regarding their content, use, or application, and disclaims any responsibility for their application or use in any way. See the NCCN Guidelines® for detailed recommendations.
7. A study comparing adjuvant alectinib versus adjuvant platinum-based chemotherapy in patients with *ALK* positive non-small cell lung cancer. ClinicalTrials.gov identifier: NCT03456076. <https://clinicaltrials.gov/study/NCT03456076>. Updated December 13, 2023. Accessed December 15, 2023.
8. Data on File. Genentech, Inc.
9. Wu YL, Dziadziuszko R, Ahn JS, et al. Alectinib in resected *ALK*-positive non-small-cell lung cancer. *N Engl J Med*. 2024;390(14)(suppl):1265-1276. doi:10.1056/NEJMoa2310532.
10. IQVIA US Claims, December 2022–November 2023.
11. Mok T, Camidge DR, Gadgeel SM, et al. Updated overall survival and final progression-free survival data for patients with treatment-naïve advanced *ALK*-positive non-small-cell lung cancer in the ALEX study. *Ann Oncol*. 2020;31(8):1056-1064. doi:10.1016/j.annonc.2020.04.478.
12. Camidge DR, Dziadziuszko R, Peters S, et al. Updated efficacy and safety data and impact of the *EML4-ALK* fusion variant on the efficacy of alectinib in untreated *ALK*-positive advanced non-small cell lung cancer in the global phase III ALEX study. *J Thorac Oncol*. 2019;14(7):1233-1243.
13. Peters S, Camidge DR, Shaw A, et al. Alectinib versus crizotinib in untreated *ALK*-positive non-small-cell lung cancer. *N Engl J Med*. 2017;377(9):829-838.



ALECENSA® and its logo are registered trademarks of Chugai Pharmaceutical Co., Ltd., Tokyo, Japan. The Access Solutions logo is a registered trademark of Genentech, Inc. © 2024 Genentech USA, Inc. All rights reserved. M-US-00022574(v2.0).

Please see full [Prescribing Information](#) and additional Important Safety Information throughout this presentation.

ABOUT
RESECTABLE
NSCLC

ALINA
CLINICAL
TRIAL

DOSING
AND ADMIN

FOR *ALK*+
mNSCLC

PATIENT
SUPPORT

SUMMARY

IMPORTANT
SAFETY
INFORMATION

RESOURCES



HIGHLIGHTS OF PRESCRIBING INFORMATION

These highlights do not include all the information needed to use ALECENSA safely and effectively. See full prescribing information for ALECENSA.

ALECENSA® (alectinib) capsules, for oral use

Initial U.S. Approval: 2015

-----RECENT MAJOR CHANGES-----

Indications and Usage (1.1)	04/2024
Dosage and Administration (2.1, 2.2, 2.3)	04/2024
Warnings and Precautions (5)	04/2024

-----INDICATIONS AND USAGE-----

ALECENSA is a kinase inhibitor indicated for:

- adjuvant treatment in adult patients following tumor resection of anaplastic lymphoma kinase (ALK)-positive non-small cell lung cancer (NSCLC) (tumors \geq 4 cm or node positive) as detected by an FDA-approved test. (1.1)
- treatment of adult patients with ALK-positive metastatic NSCLC as detected by an FDA-approved test. (1.2)

-----DOSAGE AND ADMINISTRATION-----

600 mg orally twice daily. Administer ALECENSA with food. (2.2)

-----DOSAGE FORMS AND STRENGTHS-----

Capsules: 150 mg (3)

-----CONTRAINDICATIONS-----

None. (4)

-----WARNINGS AND PRECAUTIONS-----

- Hepatotoxicity: Monitor liver laboratory tests every 2 weeks during the first 3 months of treatment, then once a month and as clinically indicated, with more frequent testing in patients who develop transaminase and bilirubin elevations. In case of severe ALT, AST, or bilirubin elevations,

withhold, then reduce dose, or permanently discontinue ALECENSA. (2.4, 5.1)

- Interstitial Lung Disease (ILD)/Pneumonitis: Immediately withhold ALECENSA in patients diagnosed with ILD/pneumonitis and permanently discontinue if no other potential causes of ILD/pneumonitis have been identified. (2.4, 5.2)
- Renal Impairment: Withhold ALECENSA for severe renal impairment, then resume ALECENSA at reduced dose upon recovery or permanently discontinue (2.4, 5.3).
- Bradycardia: Monitor heart rate and blood pressure regularly. If symptomatic, withhold ALECENSA then reduce dose, or permanently discontinue. (2.4, 5.4)
- Severe Myalgia and Creatine Phosphokinase (CPK) Elevation: Assess CPK every 2 weeks during the first month of treatment and in patients reporting unexplained muscle pain, tenderness, or weakness. In case of severe CPK elevations, withhold, then resume or reduce dose. (2.4, 5.5)
- Hemolytic Anemia: If hemolytic anemia is suspected, withhold ALECENSA. If hemolytic anemia is confirmed, consider resuming at a reduced dose upon resolution or permanently discontinue. (5.6)
- Embryo-Fetal Toxicity: ALECENSA can cause fetal harm. Advise females of reproductive potential of the potential risk to a fetus and to use effective contraception. (5.7, 8.1, 8.3)

-----ADVERSE REACTIONS-----

The most common adverse reactions (incidence \geq 20%) were hepatotoxicity, constipation, fatigue, myalgia, edema, rash and cough. (6.1)

To report SUSPECTED ADVERSE REACTIONS, contact Genentech at 1-888-835-2555 or FDA at 1-800-FDA-1088 or www.fda.gov/medwatch.

-----USE IN SPECIFIC POPULATIONS-----

Lactation: Do not breastfeed. (8.2)

See 17 for PATIENT COUNSELING INFORMATION and FDA-approved patient labeling.

Revised: 04/2024

FULL PRESCRIBING INFORMATION: CONTENTS*

1 INDICATIONS AND USAGE

- 1.1 Adjuvant Treatment of Resected ALK-Positive NSCLC
- 1.2 Treatment of Metastatic ALK-Positive NSCLC

2 DOSAGE AND ADMINISTRATION

- 2.1 Patient Selection
- 2.2 Dosing and Administration
- 2.3 Recommended Dosage for Hepatic Impairment
- 2.4 Dose Modifications for Adverse Reactions

3 DOSAGE FORMS AND STRENGTHS

4 CONTRAINDICATIONS

5 WARNINGS AND PRECAUTIONS

- 5.1 Hepatotoxicity
- 5.2 Interstitial Lung Disease (ILD)/Pneumonitis
- 5.3 Renal Impairment
- 5.4 Bradycardia
- 5.5 Severe Myalgia and Creatine Phosphokinase (CPK) Elevation
- 5.6 Hemolytic Anemia
- 5.7 Embryo-Fetal Toxicity

6 ADVERSE REACTIONS

- 6.1 Clinical Trials Experience

8 USE IN SPECIFIC POPULATIONS

- 8.1 Pregnancy
- 8.2 Lactation
- 8.3 Females and Males of Reproductive Potential
- 8.4 Pediatric Use
- 8.5 Geriatric Use
- 8.6 Renal Impairment
- 8.7 Hepatic Impairment

10 OVERDOSAGE

11 DESCRIPTION

12 CLINICAL PHARMACOLOGY

- 12.1 Mechanism of Action
- 12.2 Pharmacodynamics
- 12.3 Pharmacokinetics

13 NONCLINICAL TOXICOLOGY

- 13.1 Carcinogenesis, Mutagenesis, Impairment of Fertility

14 CLINICAL STUDIES

- 14.1 Adjuvant Treatment of Resected ALK-Positive NSCLC
- 14.2 Treatment of Metastatic ALK-Positive NSCLC

16 HOW SUPPLIED/STORAGE AND HANDLING

17 PATIENT COUNSELING INFORMATION

*Sections or subsections omitted from the full prescribing information are not listed.

FULL PRESCRIBING INFORMATION

1 INDICATIONS AND USAGE

1.1 Adjuvant Treatment of Resected ALK-Positive Non-Small Cell Lung Cancer (NSCLC)

ALECENSA is indicated as adjuvant treatment in adult patients following tumor resection of anaplastic lymphoma kinase (ALK)-positive non-small cell lung cancer (NSCLC) (tumors \geq 4 cm or node positive), as detected by an FDA-approved test [see *Dosage & Administration (2.1)*].

1.2 Treatment of Metastatic ALK-Positive NSCLC

ALECENSA is indicated for the treatment of adult patients with ALK-positive metastatic NSCLC as detected by an FDA-approved test [see *Dosage & Administration (2.1)*].

2 DOSAGE AND ADMINISTRATION

2.1 Patient Selection

Select patients with resectable tumors for the adjuvant treatment of NSCLC with ALECENSA based on the presence of ALK positivity in tumor tissue [see *Indications and Usage (1.1) and Clinical Studies (14.1)*].

Select patients for the treatment of metastatic NSCLC with ALECENSA based on the presence of ALK positivity in tumor tissue or plasma specimens [see *Indications and Usage (1.2) and Clinical Studies (14.2)*]. If ALK rearrangements are not detected in a plasma specimen, test tumor tissue if feasible.

Information on FDA-approved tests for the detection of ALK rearrangements in NSCLC is available at <http://www.fda.gov/CompanionDiagnostics>.

2.2 Dosing and Administration

The recommended dosage information for ALECENSA is provided in Table 1.

Table 1: ALECENSA Recommended Dosage and Duration of Treatment

Indication	Recommended Dosage of ALECENSA	Duration
Adjuvant treatment of resected NSCLC	600 mg orally twice daily with food [see <i>Clinical Pharmacology (12.3)</i>]	For a total of 2 years or until disease recurrence or unacceptable toxicity
Metastatic NSCLC		Until disease progression or unacceptable toxicity
<ul style="list-style-type: none">Swallow capsules whole, do not open or dissolve the contents of the capsule.If a dose of ALECENSA is missed or vomiting occurs after taking a dose of ALECENSA, take the next dose at the scheduled time.		

2.3 Recommended Dosage for Hepatic Impairment

The recommended dose of ALECENSA in patients with severe hepatic impairment (Child-Pugh C) is 450 mg orally twice daily [see *Use in Specific Populations (8.7) and Clinical Pharmacology (12.3)*].

2.4 Dose Modifications for Adverse Reactions

The dose reduction schedule for ALECENSA is provided in Table 2.

Table 2: ALECENSA Dose Reduction Schedule

Dose Reduction Schedule	Dose Level
Starting dose	600 mg taken orally twice daily
First dose reduction	450 mg taken orally twice daily
Second dose reduction	300 mg taken orally twice daily

Discontinue if patients are unable to tolerate the 300 mg twice daily dose.

Recommendations for dose modifications of ALECENSA in case of adverse reactions are provided in Table 3.

Table 3: ALECENSA Dose Modifications for Adverse Reactions

Criteria ^a	ALECENSA Dose Modification
ALT or AST elevation of greater than 5 times upper limit of normal (ULN) <u>with</u> total bilirubin less than or equal to 2 times ULN	Temporarily withhold until recovery to baseline or to less than or equal to 3 times ULN, then resume at reduced dose as per Table 2.
ALT or AST elevation greater than 3 times ULN <u>with</u> total bilirubin elevation greater than 2 times ULN in the absence of cholestasis or hemolysis	Permanently discontinue ALECENSA.
Total bilirubin elevation of greater than 3 times ULN	Temporarily withhold until recovery to baseline or to less than or equal to 1.5 times ULN, then resume at reduced dose as per Table 2.
Any grade treatment-related interstitial lung disease (ILD)/pneumonitis	Permanently discontinue ALECENSA.
Grade 3 renal impairment	Temporarily withhold until serum creatinine recovers to less than or equal to 1.5 times ULN, then resume at reduced dose.
Grade 4 renal impairment	Permanently discontinue ALECENSA.
Symptomatic bradycardia	Withhold ALECENSA until recovery to asymptomatic bradycardia or to a heart rate of 60 bpm or above. If contributing concomitant medication is identified and discontinued, or its dose is adjusted, resume ALECENSA at previous dose upon recovery to asymptomatic bradycardia or to a heart rate of 60 bpm or above. If no contributing concomitant medication is identified, or if contributing concomitant medications are not discontinued or dose modified, resume ALECENSA at reduced dose (see Table 2) upon recovery to asymptomatic bradycardia or to a heart rate of 60 bpm or above.
Bradycardia ^b (life-threatening consequences, urgent intervention indicated)	Permanently discontinue ALECENSA if no contributing concomitant medication is identified. If contributing concomitant medication is identified and discontinued, or its dose is adjusted, resume ALECENSA at reduced dose (see Table 2) upon recovery to asymptomatic bradycardia or to a heart rate of 60 bpm or above, with

	frequent monitoring as clinically indicated. Permanently discontinue ALECENSA in case of recurrence.
CPK elevation greater than 5 times ULN	Temporarily withhold until recovery to baseline or to less than or equal to 2.5 times ULN, then resume at same dose.
CPK elevation greater than 10 times ULN or second occurrence of CPK elevation of greater than 5 times ULN	Temporarily withhold until recovery to baseline or to less than or equal to 2.5 times ULN, then resume at reduced dose as per Table 2.
Hemolytic Anemia	Withhold ALECENSA if hemolytic anemia is suspected. Upon resolution, resume at reduced dose or permanently discontinue.

^a ALT = alanine transaminase; AST = aspartate transaminase; ULN = upper limit of normal; ILD = interstitial lung disease; CPK = blood creatine phosphokinase

^b Heart rate less than 60 beats per minute (bpm)

3 DOSAGE FORMS AND STRENGTHS

150 mg hard capsules, white, with “ALE” printed in black ink on the cap and “150 mg” printed in black ink on the body.

4 CONTRAINDICATIONS

None.

5 WARNINGS AND PRECAUTIONS

5.1 Hepatotoxicity

Severe hepatotoxicity, including drug-induced liver injury, occurred in patients treated with ALECENSA.

In the pooled safety population [see *Adverse Reactions (6.1)*] of patients who received ALECENSA, hepatotoxicity occurred in 41% of patients and the incidence of Grade ≥ 3 hepatotoxicity was 8%. In the ALINA study, hepatotoxicity occurred in 61% of patients treated with ALECENSA and the incidence of Grade ≥ 3 hepatotoxicity was 4.7%. The majority (72% of 136 patients) of elevated transaminases occurred during the first 3 months of treatment. Treatment discontinuation due to hepatotoxicity occurred in 3.6% of patients who received ALECENSA in the pooled safety population and 1.6% of patients treated in the ALINA study.

In the pooled safety population, concurrent elevations in ALT or AST greater than or equal to 3 times the ULN and total bilirubin greater than or equal to 2 times the ULN, with normal alkaline phosphatase, occurred in less than 1% of patients treated with ALECENSA. Three patients with Grades 3–4 AST/ALT elevations had drug-induced liver injury (documented by liver biopsy in two cases).

Monitor liver function tests including ALT, AST, and total bilirubin every 2 weeks during the first 3 months of treatment, then once a month and as clinically indicated, with more frequent testing in patients who develop transaminase and bilirubin elevations. Based on the severity of the adverse drug reaction, withhold ALECENSA and resume at a reduced dose or permanently discontinue ALECENSA as described in Table 3 [see *Dosage and Administration (2.4)*].

5.2 Interstitial Lung Disease (ILD)/Pneumonitis

ILD/pneumonitis occurred in patients treated with ALECENSA.

In the pooled safety population [see *Adverse Reactions (6.1)*], ILD/pneumonitis occurred in 1.3% of patients treated with ALECENSA with 0.4% of patients experiencing Grade 3 ILD/pneumonitis.

Five patients (0.9%) in the pooled safety population discontinued ALECENSA due to ILD/pneumonitis. The median time-to-onset of Grade 3 or higher ILD/pneumonitis was 2.1 months (range: 0.6 months to 3.6 months).

Promptly investigate for ILD/pneumonitis in any patient who presents with worsening of respiratory symptoms indicative of ILD/pneumonitis (e.g., dyspnea, cough, and fever). Immediately withhold ALECENSA treatment in patients diagnosed with ILD/pneumonitis and permanently discontinue ALECENSA if no other potential causes of ILD/pneumonitis have been identified [*see Dosage and Administration (2.4) and Adverse Reactions (6)*].

5.3 Renal Impairment

Renal impairment, including fatal cases, occurred in patients treated with ALECENSA.

In the pooled safety population [*see Adverse Reactions (6.1)*], renal impairment occurred in 12% of patients treated with ALECENSA, including Grade ≥ 3 in 1.7% of patients, of which 0.4% were fatal events. The median time to Grade ≥ 3 renal impairment was 3.7 months (range 0.5 to 31.8 months). Dosage modifications for renal impairment were required in 2.4% of patients.

Permanently discontinue ALECENSA for Grade 4 renal toxicity. Withhold ALECENSA for Grade 3 renal toxicity until recovery to less than or equal to 1.5 times ULN, then resume at reduced dose [*see Dosage and Administration (2.4)*].

5.4 Bradycardia

Symptomatic bradycardia occurred in patients treated with ALECENSA.

In the pooled safety population [*see Adverse Reactions (6.1)*], bradycardia occurred in 11% of patients treated with ALECENSA. Twenty percent of 521 patients treated with ALECENSA, for whom serial electrocardiograms (ECGs) were available, had post-dose heart rates of less than 50 beats per minute (bpm).

Monitor heart rate and blood pressure regularly. For asymptomatic bradycardia dose modification is not required. For symptomatic bradycardia that is not life-threatening, withhold ALECENSA until recovery to asymptomatic bradycardia or to a heart rate ≥ 60 bpm and evaluate concomitant medications known to cause bradycardia, as well as anti-hypertensive medications. If bradycardia is attributable to a concomitant medication, resume ALECENSA at a reduced dose (see Table 2) upon recovery to asymptomatic bradycardia or to a heart rate of ≥ 60 bpm, with frequent monitoring as clinically indicated.

Permanently discontinue ALECENSA in cases of life-threatening bradycardia if no contributing concomitant medication is identified [*see Dosage and Administration (2.4)*]. Permanently discontinue ALECENSA for recurrence of life-threatening bradycardia.

5.5 Severe Myalgia and Creatine Phosphokinase (CPK) Elevation

Severe myalgia and creatine phosphokinase (CPK) elevation occurred in patients treated with ALECENSA.

In the pooled safety population [*see Adverse Reactions (6.1)*], myalgia (including muscle- and musculoskeletal-related reactions) occurred in 31% of patients treated with ALECENSA, including Grade ≥ 3 in 0.8% of patients. Dosage modifications for myalgia events were required in 2.1% of patients.

In the pooled safety population, of the 491 patients with CPK laboratory data available, elevated CPK occurred in 56% of patients treated with ALECENSA, including 6% Grade ≥ 3 . The median time to Grade ≥ 3 CPK elevation was 15 days (interquartile range - 15 –337 days). Dosage modifications for elevation of CPK occurred in 5% of patients.

In the ALINA study, elevated CPK occurred in 77% of 128 patients with CPK laboratory data, including 6% Grade ≥ 3 elevations.

Advise patients to report any unexplained muscle pain, tenderness, or weakness. Assess CPK levels every 2 weeks for the first month of treatment and as clinically indicated in patients reporting symptoms. Based on the

severity of the CPK elevation, withhold ALECENSA, then resume or reduce dose [see *Dosage and Administration (2.4)*].

5.6 Hemolytic Anemia

Hemolytic anemia occurred in patients treated with ALECENSA.

Hemolytic anemia was initially reported with ALECENSA in the postmarketing setting, including cases associated with a negative direct antiglobulin test (DAT) result. Assessments for the determination of hemolytic anemia were subsequently collected in the ALINA study, where hemolytic anemia was observed in 3.1% of patients treated with ALECENSA. If hemolytic anemia is suspected, withhold ALECENSA and initiate appropriate laboratory testing. If hemolytic anemia is confirmed, consider resuming at a reduced dose upon resolution or permanently discontinue ALECENSA [see *Dosage and Administration (2.4)*].

5.7 Embryo-Fetal Toxicity

Based on findings from animal studies and its mechanism of action, ALECENSA can cause fetal harm when administered to pregnant women. Oral administration of alectinib to pregnant rats and rabbits during the period of organogenesis resulted in embryo-fetal toxicity and abortion at maternally toxic doses with exposures approximately 2.7-fold those observed in humans with alectinib 600 mg twice daily. Advise pregnant women and females of reproductive potential of the potential risk to a fetus.

Advise females of reproductive potential to use effective contraception during treatment with ALECENSA and for 5 weeks following the last dose [see *Use in Specific Populations (8.1 and 8.3) and Clinical Pharmacology (12.1)*].

6 ADVERSE REACTIONS

The following adverse reactions are discussed in greater detail in other sections of the label:

- Hepatotoxicity [see *Warnings and Precautions (5.1)*]
- Interstitial Lung Disease (ILD)/Pneumonitis [see *Warnings and Precautions (5.2)*]
- Renal Impairment [see *Warnings and Precautions (5.3)*]
- Bradycardia [see *Warnings and Precautions (5.4)*]
- Severe Myalgia and Creatine Phosphokinase (CPK) Elevation [see *Warnings and Precautions (5.5)*]
- Hemolytic Anemia [see *Warnings and Precautions (5.6)*]
- Embryo-Fetal Toxicity [see *Warnings and Precautions (5.7)*]

6.1 Clinical Trials Experience

Because clinical trials are conducted under widely varying conditions, adverse reaction rates observed in the clinical trials of a drug cannot be directly compared to rates in the clinical trials of another drug and may not reflect the rates observed in practice.

The pooled safety population described in the WARNINGS AND PRECAUTIONS reflect exposure to ALECENSA as a single agent at 600 mg orally twice daily in 533 patients in Studies NP28761, NP28673, ALEX and ALINA [see *Clinical Studies (14)*]. Among 533 patients who received ALECENSA, 75% were exposed for 6 months or longer and 64% were exposed for greater than one year. In this pooled safety population, the most common ($\geq 20\%$) adverse reactions were hepatotoxicity (41%), constipation (39%), fatigue (36%), myalgia (31%), edema (29%), rash (23%) and cough (21%). The most common ($\geq 2\%$) Grade 3 or 4 laboratory abnormalities were increased CPK (6%), decreased hemoglobin (4.4%), increased ALT (4.2%), increased bilirubin (4.0%) and increased AST (3.4%).

Adjuvant Treatment of Resected ALK-Positive NSCLC

The safety of ALECENSA was evaluated in ALINA, a multi-center, open-label, randomized trial for the adjuvant treatment of patients with resected ALK-positive NSCLC [see *Clinical Studies (14.1)*]. At the time of DFS analysis, the median duration of exposure was 23.9 months for ALECENSA and 2.1 months for platinum-based chemotherapy.

Serious adverse reactions occurred in 13% of patients treated with ALECENSA; the most frequent serious adverse reactions ($\geq 1\%$) were pneumonia (3.9%), appendicitis (3.1%), and acute myocardial infarction (1.6%). Permanent discontinuation of ALECENSA due to an adverse event occurred in 5% of patients; the most frequent adverse reactions ($\geq 1\%$) that led to treatment discontinuation were pneumonitis and hepatotoxicity.

Dosage interruptions of ALECENSA due to an adverse reaction occurred in 27% of patients. Adverse reactions which required dosage interruption in $\geq 2\%$ of patients included hepatotoxicity, increased blood CPK, COVID-19, myalgia, abdominal pain, and pneumonia.

Dose reductions of ALECENSA due to an adverse reaction occurred in 26% of patients. Adverse reactions which required dose reductions in $\geq 2\%$ of patients included hepatotoxicity, increased blood CPK, rash, bradycardia and myalgia.

Table 4 and 5 summarize the common adverse reactions and laboratory abnormalities observed in ALINA.

Table 4: Adverse Reactions ($\geq 10\%$) in Patients Treated with ALECENSA in ALINA

Adverse Reaction	ALECENSA N=128		Chemotherapy N=120	
	All Grades (%)	Grades 3-4 (%)	All Grades (%)	Grades 3-4 (%)
Hepatobiliary System Disorders				
Hepatotoxicity ^a	61	4.7*	13	0
Gastrointestinal Disorders				
Constipation	42	0.8*	25	0.8*
Abdominal pain ^b	13	0	10	1.7*
Diarrhea ^c	13	0.8*	9	1.7*
Musculoskeletal				
Myalgia ^d	34	0.8*	1.7	0
Infections and Infestations				
COVID-19	29	0	0.8	0
General Disorders and Administration Site Conditions				
Fatigue ^e	25	0.8*	28	4.2*
Edema ^f	16	0	1.7	0
Skin and Subcutaneous Tissue Disorders				
Rash ^g	23	1.6*	10	0
Respiratory System Disorders				
Cough ^h	20	0.8*	3.3	0
Dyspnea ⁱ	13	0.8*	2.5	0
Renal				
Renal Impairment ^j	16	0.8*	9	0

Nervous System Disorders				
Dysgeusia ^k	13	0	3.3	0
Headache	11	0	7	0
Investigations				
Increased weight	13	0.8*	0.8	0
Cardiac Disorders				
Bradycardia ^l	12	0	0	0

Based on NCI CTCAE v5.0

* All events are Grade 3.

^a Includes increased alanine aminotransferase, increased aspartate aminotransferase, increased bile acids, increased conjugated bilirubin, increased blood bilirubin, increased unconjugated blood bilirubin, increased gamma-glutamyltransferase, hepatotoxicity, hyperbilirubinemia, increased liver function test, ocular icterus and increased transaminases.

^b Includes abdominal discomfort, abdominal pain, lower abdominal pain, upper abdominal pain, abdominal tenderness, epigastric discomfort and gastrointestinal pain.

^c Includes colitis and diarrhea.

^d Includes muscle fatigue, muscular weakness, musculoskeletal chest pain, musculoskeletal stiffness and myalgia.

^e Includes asthenia and fatigue.

^f Includes edema, face edema, localized edema, peripheral edema, face swelling and peripheral swelling.

^g Includes acneiform dermatitis, bullous dermatitis, drug eruption, eczema, rash, erythematous rash, maculo-papular rash, papular rash, seborrheic dermatitis, urticaria and xeroderma.

^h Includes cough and productive cough.

ⁱ Includes dyspnea and exertional dyspnea.

^j Includes azotemia, increased blood creatinine, decreased renal creatinine clearance, decreased glomerular filtration rate, hypercreatininemia, renal impairment and renal failure.

^k Includes dysgeusia and taste disorder.

^l Includes bradycardia and sinus bradycardia.

Clinically significant adverse reactions in < 10% of patients who received ALECENSA in ALINA: nausea (8%), vomiting (7%), vision disorders (4.7%; includes blurred vision, visual acuity reduced and photopsia), stomatitis (4.7%; includes stomatitis and mouth ulceration), photosensitivity reaction (3.9%) and pneumonitis (2.3%).

Table 5: Worsening in Laboratory Values from Baseline Occurring in $\geq 20\%$ of Patients in Treated with ALECENSA in ALINA

Parameter	ALECENSA N=128		Chemotherapy N=120	
	All Grades (%)	Grades 3-4 (%)	All Grades (%)	Grades 3-4 (%)
Chemistry				
Increased CPK	77	8	8	1.7*
Increased AST	75	0.8*	25	0
Increased bilirubin	68	2.3*	4.2	0
Increased alkaline phosphatase	64	0	14	0
Increased ALT	57	2.3*	28	0
Increased creatinine	41	0	23	0
Increased uric acid	30	0	19	0
Hematology				
Decreased hemoglobin	69	0	67	0.8*

Based on NCI CTCAE v5.0

*All events were Grade 3

Previously Untreated Metastatic ALK-Positive NSCLC

The safety of ALECENSA was evaluated in 152 patients with ALK-positive NSCLC in the ALEX study. The median duration of exposure to ALECENSA was 17.9 months. Patient characteristics of the ALEX study population (n=303) were: median age 56 years, age less than 65 (77%), female (56%), Caucasian (50%), Asian (46%), adenocarcinoma histology (92%), never smoker (63%), and ECOG PS 0 or 1 (93%).

Serious adverse reactions occurred in 28% of patients treated with ALECENSA; serious adverse reactions reported in 2% or more of patients treated with ALECENSA were pneumonia (4.6%), and renal impairment (3.9%). Grade ≥ 3 adverse events were reported for 41% of patients in the ALECENSA arm. Fatal adverse reactions occurred in 3.3% of patients treated with ALECENSA; these were renal impairment (2 patients), sudden death, cardiac arrest, and pneumonia (1 patient each). Permanent discontinuation of ALECENSA for adverse reactions occurred in 11% of patients. Adverse drug reactions that led to discontinuation of ALECENSA in 1% or more of patients were renal impairment (2.0%), hyperbilirubinemia (1.3%), increased ALT (1.3%), and increased AST (1.3%). Dosage interruptions of ALECENSA due to an adverse reaction occurred in 20% of patients. Adverse reactions which required dosage interruption in $> 2\%$ of patients included increased ALT, pneumonia. Dose reductions of ALECENSA due to an adverse reaction occurred in 17% of patients. Adverse reactions which required dose reductions in $> 2\%$ of patients included hyperbilirubinemia, increased AST and increased ALT.

Tables 6 and 7 summarize the common adverse reactions and laboratory abnormalities observed in ALEX.

Table 6: Adverse Drug Reactions (>10% for all NCI CTCAE Grades or ≥2% for Grades 3-4) in Patients Treated with ALECENSA in ALEX

Adverse Reaction	ALECENSA N=152		Crizotinib N=151	
	All Grades (%)	Grades 3-4 (%)	All Grades (%)	Grades 3-4 (%)
Gastrointestinal				
Constipation	34	0	33	0
Nausea	14	0.7	48	3.3
Diarrhea	12	0	45	2.0
General				
Fatigue ^a	26	1.3	23	0.7
Edema ^b	22	0.7	34	0.7
Musculoskeletal				
Myalgia ^c	23	0	4.0	0
Skin				
Rash ^d	15	0.7	13	0
Cardiac				
Bradycardia ^e	11	0	15	0
Renal				
Renal impairment ^f	12	3.9*	0	0

NCI CTCAE = National Cancer Institute Common Terminology Criteria for Adverse Events; MedDRA = Medical Dictionary for Regulatory Activities; SOC = System Organ Class.

^a Includes fatigue and asthenia.

^b Includes peripheral edema, edema, eyelid edema, localized edema, and face edema.

^c Includes myalgia and musculoskeletal pain.

^d Includes rash, rash maculo-papular, dermatitis acneiform, erythema, generalized rash, rash macular, rash papular, exfoliative rash, and pruritic rash.

^e Includes reported cases of bradycardia and sinus bradycardia but is not based on serial ECG assessment.

^f Includes increased blood creatinine, creatinine renal clearance decreased, glomerular filtration rate decreased, and acute kidney injury.

* Includes two Grade 5 events.

The following additional clinically significant adverse drug reactions were observed in patients treated with ALECENSA: weight gain (9.9%), vomiting (7%), photosensitivity reaction (5.3%), vision disorders (4.6%; includes blurred vision, visual impairment, vitreous floaters reduced visual acuity and diplopia), stomatitis (3.3%), dysgeusia (3.3%; includes hypogeusia), interstitial lung disease (1.3%), and drug-induced liver injury (1.3%).

Table 7: Worsening in Laboratory Values Occurring in > 10% of Patients in ALEX

Parameter	ALECENSA N= 152		Crizotinib N=151	
	All Grades (%)	Grades 3–4 (%)	All Grades (%)	Grades 3–4 (%)
Chemistry				
Hyperbilirubinemia ^a	54	5	4.7	0
Increased AST ^b	50	6	56	11
Increased alkaline phosphatase ^c	50	0	44	0
Increased ALT ^c	40	6	62	16
Increased creatinine ^{c,d}	38	4.1	23	0.7
Increased CPK ^e	37	2.8	52	1.4
Hypocalcemia ^a	29	0	61	1.4
Hyperglycemia ^f	22	2.2	19	2.3
Hyponatremia ^g	18	6	20	4.1
Hypokalemia ^c	17	2	12	0.7
Hypoalbuminemia ^h	14	0	57	3.4
Hyperkalemia ^c	12	1.4	16	1.4
Hypophosphatemia ⁱ	9	1.4	25	2.7
Increased gamma glutamyl transferase ^j	7	0.7	39	4.1
Hematology				
Anemia ^c	62	7	36	0.7
Lymphopenia ^a	14	1.4	34	4.1
Neutropenia ^c	14	0	36	7

Note: Based on National Cancer Institute Common Terminology Criteria for Adverse Events v4.03.

Excludes patients with no post-baseline lab assessments.

^a n=147 for alectinib (with baseline values missing for 1 of these patients), n=148 for crizotinib.

^b n=147 for alectinib (with baseline values missing for 2 of these patients), n=148 for crizotinib.

^c n=147 for alectinib, n=148 for crizotinib.

^d Only patients with creatinine increases based on ULN definition.

^e n=143 for alectinib (with baseline values missing for 14 of these patients), n=143 for crizotinib (with baseline values missing for 13 of these patients).

^f n=134 for alectinib (with baseline values missing for 18 of these patients), n=131 for crizotinib (with baseline values missing for 8 of these patients).

^g n=147 for alectinib, n=148 for crizotinib (with baseline values missing for 1 of these patients).

^h n=146 for alectinib (with baseline values missing for 1 of these patients), n=148 for crizotinib (with baseline values missing for 1 of these patients).

ⁱ n=145 for alectinib (with baseline values missing for 2 of these patients), n=148 for crizotinib (with baseline values missing for 4 of these patients).

^j n=143 for alectinib (with baseline values missing for 4 of these patients), n=148 (with baseline values missing for 5 of these patients).

Metastatic ALK-Positive NSCLC Previously Treated with Crizotinib

The safety of ALECENSA was evaluated in 253 patients with ALK-positive non-small cell lung cancer (NSCLC) treated with ALECENSA in two clinical trials, Studies NP28761 and NP28673. The median duration of exposure to ALECENSA was 9.3 months. One hundred sixty-nine patients (67%) were exposed to ALECENSA for more than 6 months, and 100 patients (40%) for more than one year. The population characteristics were: median age 53 years, age less than 65 (86%), female (55%), White (74%), Asian (18%), NSCLC adenocarcinoma histology (96%), never or former smoker (98%), ECOG Performance Status (PS) 0 or 1 (91%), and prior chemotherapy treatment (78%).

Serious adverse reactions occurred in 19% of patients; the most frequently reported serious adverse reactions were pulmonary embolism (1.2%), dyspnea (1.2%), and hyperbilirubinemia (1.2%). Fatal adverse reactions occurred in 2.8% of patients and included hemorrhage (0.8%), intestinal perforation (0.4%), dyspnea (0.4%),

pulmonary embolism (0.4%), and endocarditis (0.4%). Permanent discontinuation of ALECENSA for adverse reactions occurred in 6% of patients. The most frequent adverse reactions that led to permanent discontinuation were hyperbilirubinemia (1.6%), increased ALT levels (1.6%), and increased AST levels (1.2%). Overall, 23% of patients initiating treatment at the recommended dose required at least one dose reduction. The median time to first dose reduction was 48 days. The most frequent adverse reactions that led to dose reductions or interruptions were elevations in bilirubin (6%), CPK (4.3%), ALT (4.0%), AST (2.8%), and vomiting (2.8%).

Tables 8 and 9 summarize the common adverse reactions and laboratory abnormalities observed in Studies NP28761 and NP28673.

Table 8: Adverse Reactions in $\geq 10\%$ (All Grades) or $\geq 2\%$ (Grades 3–4) of Patients in Studies NP28761 and NP28673

Adverse Reactions	ALECENSA N=253	
	All Grades (%)	Grades 3–4 (%)*
Fatigue ^a	41	1.2
Constipation	34	0
Edema ^b	30	0.8
Myalgia ^c	29	1.2
Cough	19	0
Rash ^d	18	0.4
Nausea	18	0
Headache	17	0.8
Diarrhea	16	1.2
Dyspnea	16	3.6 ^e
Back pain	12	0
Vomiting	12	0.4
Increased weight	11	0.4
Vision disorder ^f	10	0

* Per Common Terminology Criteria for Adverse Events (CTCAE) version 4.0

^a Includes fatigue and asthenia.

^b Includes peripheral edema, edema, generalized edema, eyelid edema, and periorbital edema.

^c Includes myalgia and musculoskeletal pain.

^d Includes rash, maculopapular rash, acneiform dermatitis, erythema, generalized rash, papular rash, pruritic rash, and macular rash.

^e Includes one Grade 5 event.

^f Includes blurred vision, vitreous floaters, visual impairment, reduced visual acuity, asthenopia, and diplopia.

An additional clinically significant adverse drug reaction was photosensitivity, which occurred in 9.9% of patients exposed to ALECENSA in Studies NP28761 and NP28673. Patients were advised to avoid sun exposure and to use broad-spectrum sunscreen. The incidence of Grade 2 photosensitivity was 0.4%; the remaining events were Grade 1 in severity.

Table 9: Treatment-Emergent Worsening in Laboratory Values Occurring in > 20% of Patients in Studies NP28761 and NP28673

Parameter	ALECENSA N=250	
	All Grades (%)	Grades 3–4 (%)*
Chemistry		
Increased AST	51	3.6
Increased Alkaline Phosphatase	47	1.2
Increased CPK ^a	43	4.6
Hyperbilirubinemia	39	2.4
Hyperglycemia ^b	36	2.0
Increased ALT	34	4.8
Hypocalcemia	32	0.4
Hypokalemia	29	4.0
Increased Creatinine ^c	28	0
Hypophosphatemia	21	2.8
Hyponatremia	20	2.0
Hematology		
Anemia	56	2.0
Lymphopenia ^d	22	4.6

* Per CTCAE version 4.0

^a n=218 for CPK (with baseline values missing for 91 of these patients).

^b n=152 for fasting blood glucose (with baseline values missing for 5 of these patients).

^c Only patients with creatinine increases based on ULN definition.

^d n=217 for lymphocytes (with baseline values missing for 5 of these patients).

8 USE IN SPECIFIC POPULATIONS

8.1 Pregnancy

Risk Summary

Based on findings from animal studies and its mechanism of action, ALECENSA can cause fetal harm when administered to a pregnant woman [see *Clinical Pharmacology (12.1)*]. There are no available data on ALECENSA use in pregnant women.

Administration of alectinib to pregnant rats and rabbits by oral gavage during the period of organogenesis resulted in embryo-fetal toxicity and abortion at maternally toxic doses with exposures approximately 2.7-fold those observed in humans treated with alectinib at 600 mg twice daily (*see Data*). Advise pregnant women of the potential risk to a fetus.

In the U.S. general population, the estimated background risk of major birth defects and miscarriage in clinically recognized pregnancies is 2% to 4% and 15% to 20%, respectively.

Data

Animal Data

In a preliminary rabbit embryo-fetal study, administration of alectinib by oral gavage during the period of organogenesis resulted in abortion or complete embryo-fetal mortality at a maternally toxic dose of 27 mg/kg/day (approximately 2.9-fold the estimated area under the curve (AUC_{0-24h,ss}) in humans treated with alectinib 600 mg twice daily) in three of six pregnant rabbits. The remaining three pregnant rabbits in this group had few live fetuses, decreased fetal and placental weights, and retroesophageal subclavian artery. In a rat preliminary embryo-fetal development study, administration of alectinib during organogenesis resulted in complete litter loss in all pregnant rats at 27 mg/kg/day (approximately 4.5-fold the estimated AUC_{0-24h,ss} in humans treated with alectinib 600 mg twice daily). Doses greater than or equal to 9 mg/kg/day (approximately 2.7-fold the estimated human AUC_{0-24h,ss} in humans treated with alectinib 600 mg twice daily), resulted in maternal toxicity as well as developmental toxicities including decreased fetal weight, dilated ureter, thymic cord, small ventricle and thin ventricle wall, and reduced number of sacral and caudal vertebrae.

8.2 Lactation

Risk Summary

There are no data on the presence of alectinib or its metabolites in human milk, the effects of alectinib on the breastfed child, or its effects on milk production. Because of the potential for serious adverse reactions in breastfed children from alectinib, advise a lactating woman not to breastfeed during treatment with ALECENSA and for 1 week after the last dose.

8.3 Females and Males of Reproductive Potential

ALECENSA can cause fetal harm when administered to a pregnant woman [*see Use in Specific Populations (8.1)*].

Pregnancy Testing

Verify pregnancy status in females of reproductive potential prior to initiating ALECENSA [*see Use in Specific Populations (8.1)*].

Contraception

Females

Advise females of reproductive potential to use effective contraception during treatment with ALECENSA and for 5 weeks after the last dose [*see Use in Specific Populations (8.1)*].

Males

Based on genotoxicity findings, advise males with female partners of reproductive potential to use effective contraception during treatment with ALECENSA and for 3 months following the last dose [*see Nonclinical Toxicology (13.1)*].

8.4 Pediatric Use

The safety and effectiveness of ALECENSA in pediatric patients have not been established.

Animal Data

Juvenile animal studies have not been conducted using alectinib. In general toxicology studies, treatment of rats with doses of alectinib resulting in exposures greater than or equal to approximately 4.5-fold those in humans treated with alectinib at 600 mg twice daily resulted in changes in the growing teeth and bones. Findings in teeth included discoloration and changes in tooth size along with histopathological disarrangement of the

ameloblast and odontoblast layers. There were also decreases in the trabecular bone and increased osteoclast activity in the femur and sternum.

8.5 Geriatric Use

Nineteen percent of the 533 patients studied in NP28761, NP28673, ALEX and ALINA were 65 years of age and older (3.2% were 75 years of age and older). No overall differences in effectiveness were observed based on age. Exploratory analysis suggests a higher incidence of serious adverse events (38% vs 25%), more frequent adverse events leading to treatment discontinuations (18% vs 6%) and dose modifications (48% vs 35%) in patients 65 years or older as compared to those younger than 65 years.

8.6 Renal Impairment

No dose adjustment is recommended for patients with mild or moderate renal impairment. The safety of ALECENSA in patients with severe renal impairment (creatinine clearance less than 30 mL/min) or end-stage renal disease has not been studied [see *Clinical Pharmacology (12.3)*].

8.7 Hepatic Impairment

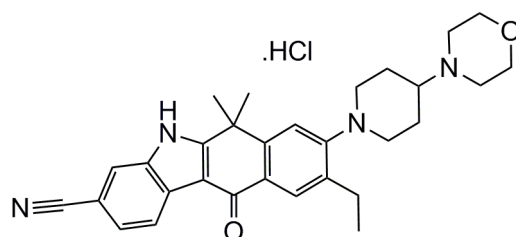
No dose adjustment is recommended for patients with mild (Child-Pugh A) or moderate (Child-Pugh B) hepatic impairment. Increased exposure of alectinib occurred in patients with severe hepatic impairment (Child-Pugh C). The recommended dose of ALECENSA in patients with severe hepatic impairment (Child-Pugh C) is 450 mg orally twice daily [see *Dosage and Administration (2.3)* and *Clinical Pharmacology (12.3)*].

10 OVERDOSAGE

No experience with overdose is available. There is no specific antidote for overdose with ALECENSA. Alectinib and its major active metabolite M4 are > 99% bound to plasma proteins; therefore, hemodialysis is likely to be ineffective in the treatment of overdose.

11 DESCRIPTION

ALECENSA (alectinib) is a kinase inhibitor for oral administration. The molecular formula for alectinib is $C_{30}H_{34}N_4O_2 \cdot HCl$. The molecular weight is 482.62 g/mol (free base form) and 519.08 g/mol (hydrochloride salt). Alectinib is described chemically as 9-ethyl-6, 6-dimethyl-8-[4-(morpholin-4-yl)piperidin-1-yl]-11-oxo-6, 11-dihydro-5H-benzo[*b*]carbazole-3-carbonitrile hydrochloride. The chemical structure of alectinib is shown below:



Alectinib HCl is a white to yellow white powder or powder with lumps with a pKa of 7.05 (base).

ALECENSA is supplied as hard capsules containing 150 mg of alectinib (equivalent to 161.33 mg alectinib HCl) and the following inactive ingredients: lactose monohydrate, hydroxypropylcellulose, sodium lauryl sulfate, magnesium stearate, and carboxymethylcellulose calcium. The capsule shell contains hypromellose, carrageenan, potassium chloride, titanium dioxide, corn starch, and carnauba wax. The printing ink contains red iron oxide (E172), yellow iron oxide (E172), FD&C Blue No. 2 aluminum lake (E132), carnauba wax, white shellac, and glyceryl monooleate.

12 CLINICAL PHARMACOLOGY

12.1 Mechanism of Action

Alectinib is a tyrosine kinase inhibitor that targets ALK and RET. In nonclinical studies, alectinib inhibited ALK phosphorylation and ALK-mediated activation of the downstream signaling proteins STAT3 and AKT, and decreased tumor cell viability in multiple cell lines harboring ALK fusions, amplifications, or activating mutations. The major active metabolite of alectinib, M4, showed similar in vitro potency and activity.

Alectinib and M4 demonstrated in vitro and in vivo activity against multiple mutant forms of the ALK enzyme, including some mutations identified in NSCLC tumors in patients who have progressed on crizotinib.

In mouse models implanted with tumors carrying ALK fusions, administration of alectinib resulted in antitumor activity and prolonged survival, including in mouse models implanted intracranially with ALK-driven tumor cell lines.

12.2 Pharmacodynamics

Cardiac Electrophysiology

The ability of alectinib to prolong the QT interval was assessed in 221 patients administered ALECENSA 600 mg twice daily in clinical studies. ALECENSA did not prolong the QTc (QT corrected for heart rate) interval to any clinically relevant extent. One patient had a maximum post-baseline QTcF value of greater than 500 msec, and one patient had a maximum QTcF change from baseline of greater than 60 msec.

12.3 Pharmacokinetics

The pharmacokinetics of alectinib and its major active metabolite M4 have been characterized in patients with ALK-positive NSCLC and healthy subjects.

In patients with ALK-positive NSCLC, the geometric mean (coefficient of variation %) steady-state maximal concentration ($C_{max,ss}$) for alectinib was 665 ng/mL (44%) and for M4 was 246 ng/mL (45%) with peak to trough concentration ratio of 1.2. The geometric mean steady-state area under the curve from 0 to 12 hours ($AUC_{0-12h,ss}$) for alectinib was 7,430 ng*h/mL (46%) and for M4 was 2,810 ng*h/mL (46%). Alectinib exposure is dose proportional across the dose range of 460 mg to 900 mg (i.e., 0.75 to 1.5 times the approved recommended dosage) under fed conditions. Alectinib and M4 reached steady-state concentrations by day 7. The geometric mean accumulation was approximately 6-fold for both alectinib and M4.

Absorption

Alectinib reached maximal concentrations at 4 hours following administration of ALECENSA 600 mg twice daily under fed conditions in patients with ALK-positive NSCLC.

The absolute bioavailability of alectinib was 37% (90% CI: 34%, 40%) under fed conditions.

A high-fat, high-calorie meal increased the combined exposure (AUC_{0-inf}) of alectinib plus M4 by 3.1-fold (90% CI: 2.7, 3.6) following oral administration of a single 600 mg dose of ALECENSA.

Distribution

The apparent volume of distribution is 4,016 L for alectinib and 10,093 L for M4.

Alectinib and M4 are bound to human plasma proteins greater than 99%, independent of drug concentration.

Alectinib concentrations in the cerebrospinal fluid in patients with ALK-positive NSCLC approximate estimated alectinib free concentrations in the plasma.

In vitro studies suggest that alectinib is not a substrate of P-glycoprotein (P-gp), but M4 is a substrate of P-gp. Alectinib and M4 are not substrates of breast cancer resistance protein (BCRP), organic anion-transporting polypeptide (OATP) 1B1, or OATP1B3.

Elimination

The apparent clearance (CL/F) is 81.9 L/hour for alectinib and 217 L/hour for M4. The geometric mean elimination half-life is 33 hours for alectinib and 31 hours for M4 in patients with ALK-positive NSCLC.

Metabolism

Alectinib is metabolized by CYP3A4 to its major active metabolite M4. The geometric mean metabolite/parent exposure ratio at steady-state is 0.40. M4 is subsequently metabolized by CYP3A4. Alectinib and M4 were the main circulating moieties in plasma, constituting 76% of the total radioactivity.

Excretion

Ninety-eight percent of the radioactivity was excreted in feces following oral administration of a single radiolabeled dose of alectinib under fed conditions. Eighty-four percent of the dose was excreted in the feces as unchanged alectinib, and 6% of the dose was excreted as M4. Excretion of radioactivity in urine was less than 0.5% of administered radiolabeled dose of alectinib.

Specific Populations

Age (21 to 83 years), body weight (38 to 128 kg), mild hepatic impairment (total bilirubin \leq ULN and AST $>$ ULN or total bilirubin 1 to $\leq 1.5 \times$ ULN and AST any value), mild to moderate renal impairment (creatinine clearance 30 to 89 mL/min), race (White, Asian, and Other), and sex had no clinically meaningful effect on the systemic exposure of alectinib and M4. The pharmacokinetics of alectinib have not been studied in patients with severe renal impairment (creatinine clearance $<$ 30 mL/min), or end-stage renal disease.

Hepatic Impairment: Following administration of a single oral dose of 300 mg ALECENSA, the geometric mean ratio [90% confidence interval] for the combined AUC_{inf} of alectinib and M4 in subjects with moderate hepatic impairment (Child-Pugh B) was 1.36 [0.947, 1.96] and in subjects with severe hepatic impairment (Child-Pugh C) was 1.76 [0.984, 3.15] as compared to that in subjects with normal hepatic function. The combined C_{max} of alectinib and M4 was comparable among the three groups. No dose adjustment is recommended for patients with mild or moderate hepatic impairment. The recommended dose of ALECENSA in patients with severe hepatic impairment is 450 mg orally twice daily [see *Dosage and Administration (2.3) and Use in Specific Populations (8.7)*].

Drug Interactions

Effect of Other Drugs on Alectinib

No clinically meaningful effect on the combined exposure of alectinib plus M4 was observed in clinical studies following co-administration of ALECENSA with a strong CYP3A inhibitor (posaconazole), a strong CYP3A inducer (rifampin), or an acid-reducing agent (esomeprazole).

Effect of Alectinib on Other Drugs

No clinically meaningful effect on the exposure of midazolam (sensitive CYP3A substrate) or repaglinide (sensitive CYP2C8 substrate) is expected following co-administration with ALECENSA.

In vitro studies suggest that alectinib and M4 do not inhibit CYP1A2, 2B6, 2C9, 2C19 or 2D6.

In vitro studies suggest that alectinib and M4 inhibit P-gp and BCRP. Alectinib did not inhibit OATP1B1, OATP1B3, OAT1, OAT3, or OCT2 transport activity in vitro.

13 NONCLINICAL TOXICOLOGY

13.1 Carcinogenesis, Mutagenesis, Impairment of Fertility

Carcinogenicity studies with alectinib have not been conducted.

Alectinib was not mutagenic in vitro in the bacterial reverse mutation (Ames) assay, but was positive with an increased number of micronuclei in a rat bone marrow micronucleus test. The mechanism of micronucleus induction was abnormal chromosome segregation (aneugenicity) and not a clastogenic effect on chromosomes.

No studies in animals have been performed to evaluate the effect of alectinib on fertility. No adverse effects on male and female reproductive organs were observed in general toxicology studies conducted in rats and monkeys.

14 CLINICAL STUDIES

14.1 Adjuvant Treatment of Resected ALK-Positive NSCLC

The efficacy of ALECENSA for the adjuvant treatment of patients with ALK-positive NSCLC following complete tumor resection was evaluated in a global, randomized open-label clinical trial (ALINA: NCT03456076). Eligible patients were required to have resectable ALK-positive NSCLC, Stage IB (tumors ≥ 4 cm) – IIIA per the Union for International Cancer Control/American Joint Committee on Cancer (UICC/AJCC) Staging System, 7th Edition. ALK rearrangements were identified by a locally performed FDA-approved ALK test or by a centrally performed VENTANA ALK (D5F3) CDx assay.

Randomization was stratified by race (Asian vs. other races) and stage of disease (IB vs. II vs. IIIA). Patients were randomized (1:1) to receive ALECENSA 600 mg orally twice daily or platinum-based chemotherapy following tumor resection. Treatment with ALECENSA continued for a total of 2 years, or until disease recurrence or unacceptable toxicity. Platinum-based chemotherapy was administered intravenously for 4 cycles, with each cycle lasting 21 days, according to one of the following regimens:

- Cisplatin 75 mg/m² on Day 1 plus vinorelbine 25 mg/m² on Days 1 and 8
- Cisplatin 75 mg/m² on Day 1 plus gemcitabine 1250 mg/m² on Days 1 and 8
- Cisplatin 75 mg/m² on Day 1 plus pemetrexed 500 mg/m² on Day 1

In the event of intolerance to a cisplatin-based regimen, carboplatin was administered instead of cisplatin in the above combinations at a dose of AUC 5 mg/mL/min or 6 mg/mL/min.

The major efficacy outcome measures were disease-free survival (DFS) in patients with stage II-III A NSCLC and DFS in patients with stage IB-III A NSCLC (intent-to-treat [ITT] population) as assessed by investigator. DFS was defined as the time from date of randomization to the date of occurrence of any of the following: first documented recurrence of disease, new primary NSCLC, or death due to any cause, whichever occurred first. An additional efficacy outcome measure was overall survival (OS) in the ITT population.

A total of 257 patients were randomized to ALECENSA (N=130) or to chemotherapy (N=127). The median age was 56 years (range: 26 to 87), 24% were ≥ 65 years old; 52% were female; 56% were Asian, 42% were White, 0.4% were Black or African American, 2.3% were race unknown; 0.4% were Hispanic or Latino; 60% were never smokers; 53% had an ECOG PS of 0; 10% of patients had Stage IB, 35% had Stage II and 55% had Stage III A disease.

ALINA demonstrated a statistically significant improvement in DFS for patients treated with ALECENSA compared to patients treated with chemotherapy. OS data were not mature at the time of DFS analysis with 2.3% of deaths reported in the ITT population.

The efficacy results from ALINA are summarized in Table 10 and Figure 1.

Table 10: Investigator-Assessed DFS Results in ALINA

Efficacy Parameter	Stage II-IIIa Population		ITT Population	
	ALECENSA N=116	Chemotherapy N=115	ALECENSA N=130	Chemotherapy N=127
DFS events (%)	14 (12)	45 (39)	15 (12)	50 (39)
Disease recurrence (%)	14 (12)	44 (38)	15 (12)	49 (38)
Death	0	1 (0.9)	0	1 (0.8)
Median DFS, months (95% CI) ^a	NR (NE, NE)	44.4 (27.8, NE)	NR (NE, NE)	41.3 (28.5, NE)
Hazard Ratio (95% CI) ^b	0.24 (0.13, 0.45)		0.24 (0.13, 0.43)	
p-value ^c	<0.0001		<0.0001	

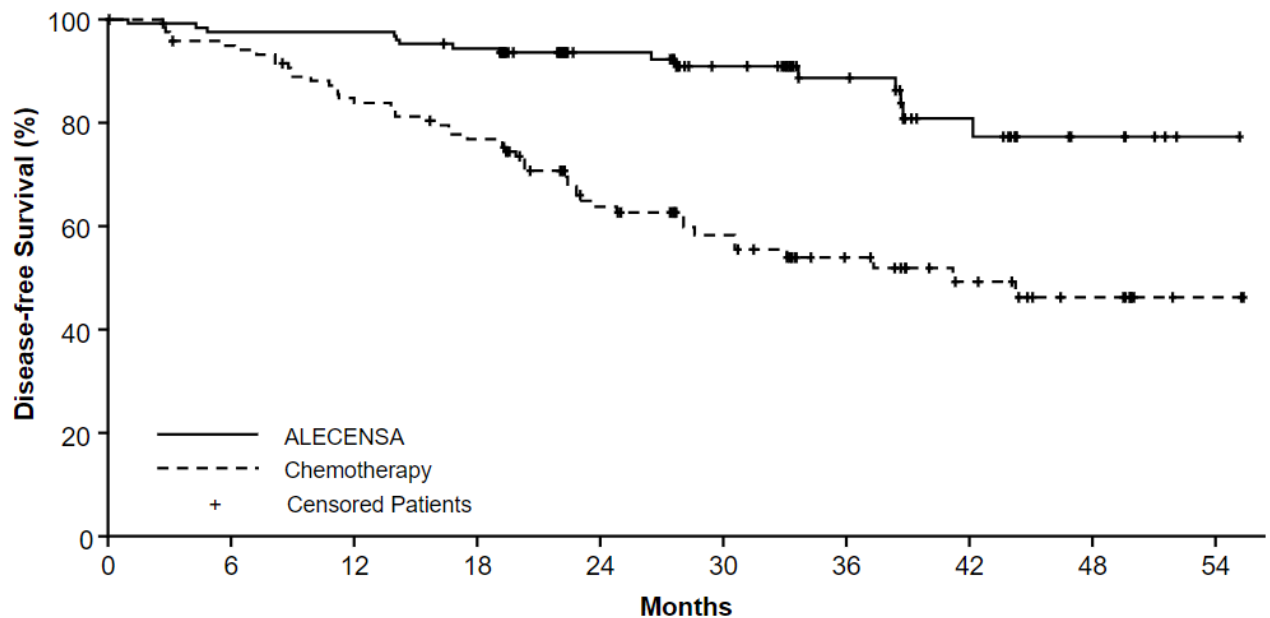
DFS = Disease-Free Survival; ITT = Intent-to-Treat; CI = Confidence Interval; NR = Not Reached; NE = Not Estimable.

^a Kaplan-Meier method.

^b Stratified Cox model, stratified by race (Asian vs. other races) in Stage II-IIIa and stratified by race (Asian vs. other races) and tumor stage (Stage IB vs. II vs. IIIa) in ITT.

^c Stratified log-rank test stratified by race (Asian vs. other races) in Stage II-IIIa and stratified by race (Asian vs. other races) and tumor stage (Stage IB vs. II vs. IIIa) in ITT.

Figure 1: Kaplan-Meier Curves of Investigator-Assessed DFS (ITT Population) in ALINA



Patients at Risk

	0	6	12	18	24	30	36	42	48	54
ALECENSA	130	123	123	118	74	55	39	22	10	3
Chemotherapy	127	112	98	89	55	41	27	18	11	2

In an exploratory analysis of site(s) of relapse, the proportion of patients with brain involvement at the time of disease recurrence was 4 patients (3.1%) in the ALECENSA arm and 14 patients (11%) in the chemotherapy arm.

14.2 Treatment of Metastatic ALK-Positive NSCLC

Previously Untreated Metastatic ALK-Positive NSCLC

The efficacy of ALECENSA for the treatment of patients with ALK-positive NSCLC who had not received prior systemic therapy for metastatic disease was established in an open-label, randomized, active-controlled, multicenter study (ALEX: NCT02075840). Patients were required to have an ECOG performance status of 0-2 and ALK-positive NSCLC as identified by the VENTANA ALK (D5F3) CDx assay. Neurologically stable patients with treated or untreated central nervous system (CNS) metastases, including leptomeningeal metastases, were eligible; patients with neurologic signs and symptoms due to CNS metastases were required to have completed whole brain radiation or gamma knife irradiation at least 14 days prior to enrollment and be clinically stable. Patients with a baseline QTc > 470 ms were ineligible.

Patients were randomized 1:1 to receive ALECENSA 600 mg orally twice daily or crizotinib 250 mg orally twice daily. Randomization was stratified by ECOG performance status (0/1 vs. 2), race (Asian vs. other races), and the presence or absence of CNS metastases at baseline. Treatment on both arms was continued until disease progression or unacceptable toxicity. The major efficacy outcome measure was progression-free survival (PFS) as determined by investigator assessment according to RECIST v1.1. Additional efficacy outcome measures were PFS as determined by independent review committee (IRC), time to CNS progression by IRC based on RECIST v1.1, objective response rate (ORR) and duration of response (DOR), and OS. Additional exploratory outcome measures were CNS objective response rate (CNS-ORR) and CNS duration of response (CNS-DOR) by IRC in patients with CNS metastases at baseline.

A total of 303 patients were randomized to ALECENSA (n=152) or crizotinib (n=151). The demographic characteristics of the study population were 56% female, median age 56 years (range: 18 to 91 years), 50% White, 46% Asian, 1% Black, and 3% other races. The majority of patients had adenocarcinoma (92%) and never smoked (63%). CNS metastases were present in 40% (n=122) of patients: of these, 43 patients had measurable CNS lesions as determined by an IRC. The ALEX study demonstrated a significant improvement in PFS. The time to cause-specific CNS progression as assessed by IRC was also significantly improved; there was a lower incidence of progression in the CNS as the first site of disease progression, alone or with concurrent systemic progression, in the ALECENSA arm (12%) as compared to the crizotinib arm (45%). Efficacy results from ALEX are summarized in Table 11 and Figure 2.

Table 11: Efficacy Results in ALEX per IRC Assessment

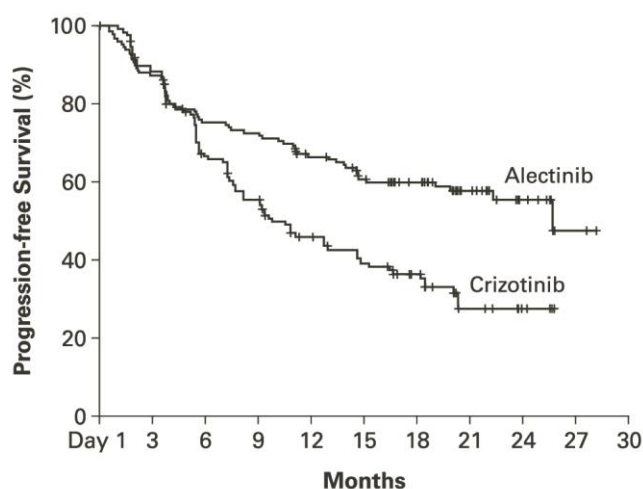
	ALECENSA N=152	Crizotinib N=151
Progression-Free Survival		
Number of events (%)	63 (41%)	92 (61%)
Progressive disease (%)	51 (34%)	82 (54%)
Death (%)	12 (8%)	10 (7%)
Median in months (95% CI)	25.7 (19.9, NE)	10.4 (7.7, 14.6)
Hazard ratio (95% CI) ^a	0.53 (0.38, 0.73)	
P-value ^b	< 0.0001	
Overall Response Rate		
Overall response rate, % (95% CI) ^c	79% (72, 85)	72% (64, 79)
P-value ^d	0.1652	
Complete response, %	13%	6%
Partial response, %	66%	66%
Duration of Response		
Number of responders	n=120	n=109
Response duration ≥6 months	82%	57%
Response duration ≥12 months	64%	36%
Response duration ≥18 months	37%	14%

CNS: central nervous system, ORR: overall response rate, IRC: independent review committee, CI: confidence interval, NE: not estimable.

^{a, b, d} Stratified by race (Asian vs. other races) and CNS metastases at baseline (yes vs. no) for Cox model, log-rank test and Cochran Mantel-Haenszel test, respectively.

^c Clopper and Pearson exact binomial 95% confidence interval.

Figure 2: Kaplan-Meier Plot of Progression-Free Survival (IRC) in ALEX



No. at Risk

Crizotinib	151	128	92	74	57	46	33	12	4	
Alectinib	152	132	112	108	95	83	69	35	15	2

Results for PFS as determined by investigator assessment (HR=0.48 [95% CI: 0.35-0.66], stratified log-rank $p < 0.0001$) were similar to that observed by IRC. At the data cutoff point overall survival data was not mature.

The results of prespecified exploratory analyses of CNS response rate in patients with measurable CNS lesions at baseline are summarized in Table 12.

Table 12: IRC-Assessed CNS Responses in Patients with Measurable CNS Lesions at Baseline in ALEX

	ALECENSA	Crizotinib
CNS Tumor Response Assessment	N = 21	N = 22
CNS Objective Response Rate, % (95% CI ^a)	81% (58, 95)	50% (28,72)
Complete Response	38%	5%
Duration of CNS Response		
Number of responders	17	11
CNS response duration \geq 12 months	59%	36%

IRC: Independent Review Committee; CI: Confidence Interval; NE: Not Estimable

^a Clopper and Pearson exact binomial 95% confidence interval

Metastatic ALK-Positive NSCLC Previously Treated with Crizotinib

The safety and efficacy of ALECENSA were established in two single-arm, multicenter clinical trials: NP28761 (NCT01588028) and NP28673 (NCT01801111). Patients with locally advanced or metastatic ALK-positive NSCLC, who have progressed on crizotinib, with documented ALK-positive NSCLC based on an FDA-approved test, and ECOG PS of 0-2 were enrolled in both studies. Eligibility criteria permitted enrollment of patients with prior chemotherapy and prior CNS radiotherapy provided that CNS metastases were stable for at least two weeks. All patients received ALECENSA 600 mg orally twice daily. The major efficacy outcome measure in both studies was objective response rate (ORR) according to Response Evaluation Criteria in Solid

Tumors (RECIST v1.1) as evaluated per Independent Review Committee (IRC). Additional outcome measures as evaluated by the IRC included duration of response (DOR), CNS ORR, and CNS DOR.

NP28761 was conducted in North America and enrolled 87 patients. Baseline demographic and disease characteristics in NP28761 were median age 54 years old (range 29 to 79, 18% 65 and over), 84% White and 8% Asian, 55% female, 35% ECOG PS 0 and 55% ECOG PS 1, 100% never or former smokers, 99% Stage IV, 94% adenocarcinoma, and 74% prior chemotherapy. The most common sites of extra-thoracic metastasis included 60% CNS (of whom 65% had received CNS radiation), 43% lymph nodes, 36% bone, and 34% liver.

NP28673 was conducted internationally and enrolled 138 patients. Baseline demographic and disease characteristics in NP28673 were median age 52 years old (range 22 to 79, 10% 65 and over), 67% White and 26% Asian, 56% female, 32% ECOG PS 0 and 59% ECOG PS 1, 98% never or former smokers, 99% Stage IV, 96% adenocarcinoma, and 80% prior chemotherapy. The most common sites of extra-thoracic metastasis included 61% CNS (of whom 73% had received CNS radiation), 51% bone, 38% lymph nodes, and 30% liver.

Efficacy results from NP28761 and NP28673 in all treated patients are summarized in Table 13. The median duration of follow-up on Study NP28761 was 4.8 months for both IRC and Investigator assessments and on Study NP28673, 10.9 months for IRC assessment and 7.0 months for Investigator assessment. All responses were partial responses.

Table 13: Efficacy Results in Studies NP28761 and NP28673

Efficacy Parameter	NP28761 (N=87)		NP28673 (N=138)	
	IRC* Assessment	Investigator Assessment	IRC* Assessment	Investigator Assessment
Objective Response Rate (95% CI)	38% (28; 49)	46% (35; 57)	44% (36; 53)	48% (39; 57)
Number of Responders	33	40	61	66
Duration of Response, median in months (95% CI)	7.5 (4.9, Not Estimable)	NE (4.9, Not Estimable)	11.2 (9.6, Not Estimable)	7.8 (7.4, 9.2)

* 18 patients in NP28761 and 16 patients in NP28673 did not have measurable disease at baseline as per IRC assessment and were classified as non-responders in the IRC analysis.

An assessment of ORR and duration of response for CNS metastases in the subgroup of 51 patients in NP28761 and NP28673 with baseline measurable lesions in the CNS according to RECIST v1.1 are summarized in Table 14. Thirty-five (69%) patients with measurable CNS lesions had received prior brain radiation, including 25 (49%) who completed radiation treatment at least 6 months before starting treatment with ALECENSA.

Responses were observed irrespective of prior brain radiation status.

Table 14: CNS Objective Response in Patients with Measurable CNS Lesions in Studies NP28761 and NP28673

Efficacy Parameter	N=51
CNS Objective Response Rate (95% CI)	61% (46, 74)
Complete Response	18%
Partial Response	43%
CNS Duration of Response, median in months (95% CI)	9.1 (5.8, Not Estimable)

16 HOW SUPPLIED/STORAGE AND HANDLING

Hard capsules, white 150 mg capsules with “ALE” printed in black ink on the cap and “150 mg” printed in black ink on the body, available in:

240 capsules per bottle: NDC 50242-130-01

Storage and stability: Do not store above 30°C (86°F). Store in the original container to protect from light and moisture.

17 PATIENT COUNSELING INFORMATION

Advise the patient to read the FDA-approved patient labeling (Patient Information).

Inform patients of the following:

Hepatotoxicity

Inform patients of the signs and symptoms of bilirubin and hepatic transaminase elevations. Advise patients to contact their healthcare provider immediately for signs or symptoms of bilirubin and hepatic transaminase elevations [see *Warnings and Precautions (5.1)*].

Interstitial Lung Disease (ILD)/Pneumonitis

Inform patients of the risks of severe ILD/pneumonitis. Advise patients to contact their healthcare provider immediately to report new or worsening respiratory symptoms [see *Warnings and Precautions (5.2)*].

Renal Impairment

Inform patients of the risk of severe and potentially fatal renal impairment. Advise patients to contact their healthcare provider for change in urine color, reduced urine output, or swelling in the legs and feet [see *Warnings and Precautions (5.3)*].

Bradycardia

Inform patients that symptoms of bradycardia including dizziness, lightheadedness, and syncope can occur while taking ALECENSA. Advise patients to contact their healthcare provider to report these symptoms and to inform their healthcare provider about the use of any heart or blood pressure medications [see *Warnings and Precautions (5.4)*].

Severe Myalgia/CPK Elevation

Inform patients of signs and symptoms of myalgia, including unexplained and/or persistent muscle pain, tenderness, or weakness. Advise patients to contact their healthcare provider immediately to report new or worsening symptoms of muscle pain or weakness [see *Warnings and Precautions (5.5)*].

Hemolytic Anemia

Advise patients to contact their healthcare provider if they develop any signs or symptoms of hemolytic anemia [see *Warnings and Precautions (5.6)*].

Photosensitivity

Inform patients of the signs and symptoms of photosensitivity. Advise patients to avoid prolonged sun exposure while taking ALECENSA and for at least 7 days after study drug discontinuation and to use proper protection from the sun. Advise patients to use a broad spectrum ultraviolet A (UVA)/ultraviolet B (UVB) sunscreen and lip balm (SPF \geq 50) to help protect against potential sunburn [see *Adverse Reactions (6.1)*].

Embryo-Fetal Toxicity

ALECENSA can cause fetal harm if taken during pregnancy. Advise a pregnant woman and females of reproductive potential of the potential risk to a fetus [see *Warnings and Precautions (5.6) and Use in Specific Populations (8.1, 8.3)*].

Advise females of reproductive potential to use effective contraception during treatment with ALECENSA and for 5 weeks after the last dose of ALECENSA. Advise patients to inform their healthcare provider of a known or suspected pregnancy [see *Warnings and Precautions (5.6) and Use in Specific Populations (8.1, 8.3)*].

Advise male patients with female partners of reproductive potential to use effective contraception during treatment with ALECENSA and for 3 months after the last dose [see *Use in Specific Populations (8.3) and Nonclinical Toxicology (13.1)*].

Lactation

Advise women not to breastfeed during treatment with ALECENSA and for 1 week after the last dose [see *Use in Specific Populations (8.2)*].

Administration

Instruct patients to take ALECENSA twice a day. Advise patients to take ALECENSA with food and to swallow ALECENSA capsules whole [see *Dosage and Administration (2.2)*].

Missed Dose

Advise patients that if a dose of ALECENSA is missed or if the patient vomits after taking a dose of ALECENSA, patients should be advised not to take an extra dose, but to take the next dose at the regular time [see *Dosage and Administration (2.2)*].

Distributed by:

Genentech USA, Inc.

A Member of the Roche Group
1 DNA Way
South San Francisco, CA 94080-4990

ALECENSA[®] is a registered trademark of
Chugai Pharmaceutical Co., Ltd., Tokyo, Japan
©2024 Genentech, Inc. All rights reserved.

PATIENT INFORMATION

ALECENSA® (a-le-sen-sah)
(alectinib)
capsules

What is the most important information I should know about ALECENSA?

ALECENSA may cause serious side effects, including:

- **Liver problems (hepatotoxicity).** Liver problems are common with ALECENSA and can be severe. Your healthcare provider will do blood tests at least every 2 weeks for the first 3 months, and then 1 time each month and as needed during treatment with ALECENSA to check your liver function. **Tell your healthcare provider right away if you get any of the following signs and symptoms:**
 - feeling tired
 - feeling less hungry than usual
 - yellowing of your skin or the whites of your eyes
 - dark urine
 - itchy skin
 - nausea or vomiting
 - pain on the right side of your stomach area
 - bleeding or bruising more easily than normal
- **Lung problems.** ALECENSA may cause severe or life-threatening swelling (inflammation) of the lungs during treatment. Symptoms may be similar to those symptoms from lung cancer. Tell your healthcare provider right away if you have any new or worsening symptoms, including trouble breathing, shortness of breath, cough, or fever.
- **Kidney problems.** ALECENSA may cause severe kidney problems that can lead to death. Tell your healthcare provider right away if you have a change in the amount or color of your urine, or if you get new or worsening swelling in your legs or feet.
- **Slow heartbeat (bradycardia).** ALECENSA may cause very slow heartbeats that can be severe. Your healthcare provider will check your heart rate and blood pressure during treatment with ALECENSA. Tell your healthcare provider right away if you feel dizzy, lightheaded, or if you faint during treatment with ALECENSA. Tell your healthcare provider if you take any heart or blood pressure medicines.
- **Severe muscle pain, tenderness, and weakness (myalgia).** Muscle problems are common with ALECENSA and can be severe. Your healthcare provider will do blood tests at least every 2 weeks for the first month and as needed during treatment with ALECENSA. Tell your healthcare provider right away if you get new or worsening signs and symptoms of muscle problems, including unexplained muscle pain or muscle pain that does not go away, tenderness, or weakness.
- **Breakdown of healthy red blood cells earlier than normal (hemolytic anemia).** Hemolytic anemia can happen in some people who take ALECENSA. If this happens, you may not have enough healthy red blood cells. Your healthcare provider may temporarily stop ALECENSA and do blood tests, if needed, to check for this problem. If you develop hemolytic anemia, your healthcare provider may either restart you on ALECENSA at a lower dose when the hemolytic anemia goes away, or may stop your treatment with ALECENSA. Tell your healthcare provider right away if you experience yellow skin (jaundice), weakness or dizziness, or shortness of breath.

See “What are the possible side effects of ALECENSA?” for more information about side effects.

What is ALECENSA?

ALECENSA is a prescription medicine used to treat adults with non-small cell lung cancer (NSCLC) that is caused by an abnormal anaplastic lymphoma kinase (ALK) gene:

- to help prevent your lung cancer from coming back after your tumor has been removed by surgery (adjuvant), **or**
- as treatment when your lung cancer has spread to other parts of your body (metastatic).

Your healthcare provider will perform a test to make sure that ALECENSA is right for you.

It is not known if ALECENSA is safe and effective in children.

Before you take ALECENSA, tell your healthcare provider about all of your medical conditions, including if you:

- have liver problems
- have lung or breathing problems
- have a slow heartbeat
- are pregnant or plan to become pregnant. ALECENSA can harm your unborn baby.

Females who are able to become pregnant:

- Your healthcare provider will do a test to see if you are pregnant before starting treatment with ALECENSA.
- You should use effective birth control (contraception) during treatment with ALECENSA and for 5 weeks after the last dose of ALECENSA.
- Tell your healthcare provider right away if you become pregnant during treatment with ALECENSA or think you may be pregnant.

Males who have female partners that are able to become pregnant should use effective birth control (contraception) during treatment with ALECENSA and for 3 months after the last dose of ALECENSA.

- are breastfeeding or plan to breastfeed. It is not known if ALECENSA passes into your breast milk. Do not breastfeed during treatment with ALECENSA and for 1 week after the last dose of ALECENSA. Talk to your healthcare provider about the best way to feed your baby during this time.

Tell your healthcare provider about all the medicines you take, including prescription medicines, over-the-counter medicines, vitamins, or herbal supplements.

How should I take ALECENSA?

- Take ALECENSA exactly as your healthcare provider tells you to take it. Do not change your dose or stop taking ALECENSA unless your healthcare provider tells you to.
- Your healthcare provider may change your dose, temporarily stop, or permanently stop treatment with ALECENSA if you have side effects.
- Take ALECENSA 2 times a day.
- Take ALECENSA with food.
- Swallow ALECENSA capsules whole. Do not open or dissolve the capsule contents.
- If you miss a dose of ALECENSA, do not take the missed dose. Take your next dose at your regular time.
- If you vomit after taking a dose of ALECENSA, do not take an extra dose. Take your next dose at your regular time.

What should I avoid while taking ALECENSA?

Avoid spending time in the sunlight during treatment with ALECENSA and for 7 days after the last dose of ALECENSA. Your skin may be sensitive to the sun (photosensitivity) and you may burn more easily and get severe sunburns. Use sun protecting measures, such as sunscreen and lip balm with an SPF 50 or greater to help protect against sunburn.

What are the possible side effects of ALECENSA?

ALECENSA may cause serious side effects, including:

- See “What is the most important information I should know about ALECENSA?”

The most common side effects of ALECENSA include:

- constipation
- tiredness
- swelling in your hands, feet, ankles, face and eyelids
- rash
- cough

These are not all of the possible side effects of ALECENSA. For more information, ask your healthcare provider or pharmacist.

Call your doctor for medical advice about side effects. You may report side effects to FDA at 1-800-FDA-1088.

How should I store ALECENSA?

- Do not store ALECENSA at temperatures above 86°F (30°C).
- Store ALECENSA capsules in the original container.
- Keep ALECENSA capsules dry and away from light.

Keep ALECENSA and all medicines out of the reach of children.

General information about the safe and effective use of ALECENSA.

Medicines are sometimes prescribed for purposes other than those listed in a Patient Information leaflet. Do not use ALECENSA for a condition for which it was not prescribed. Do not give ALECENSA to other people, even if they have the same symptoms that you have. It may harm them. You can ask your pharmacist or healthcare provider for information about ALECENSA that is written for health professionals.

What are the ingredients in ALECENSA?

Active ingredient: alectinib

Inactive ingredients: lactose monohydrate, hydroxypropylcellulose, sodium lauryl sulfate, magnesium stearate and carboxymethylcellulose calcium. Capsule shell contains: hypromellose, carrageenan, potassium chloride, titanium dioxide, corn starch, and carnauba wax. Printing ink contains: red iron oxide (E172), yellow iron oxide (E172), FD&C Blue No. 2 aluminum lake (E132), carnauba wax, white shellac, and glyceryl monooleate.

Distributed by: Genentech, Inc., A Member of the Roche Group, 1 DNA Way, South San Francisco, CA 94080-4990

ALECENSA® is a registered trademark of Chugai Pharmaceutical Co., Ltd., Tokyo, Japan

© 2024 Genentech, Inc.

For more information, go to www.ALECENSA.com or call 1-800-253-2367.

This Patient Information has been approved by the U.S. Food and Drug Administration.

Revised: 04/2024